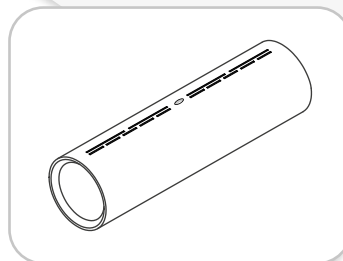
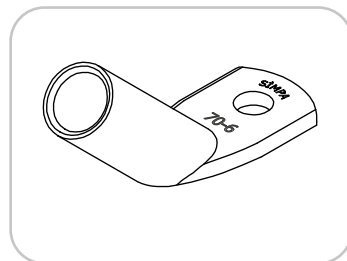
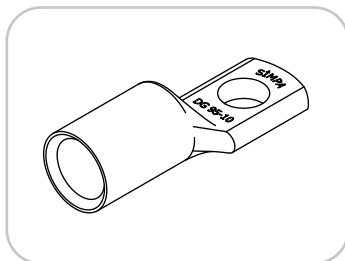
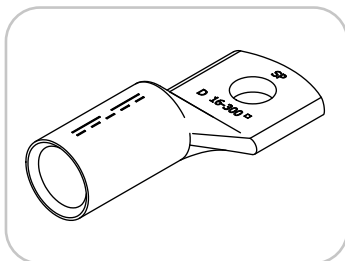
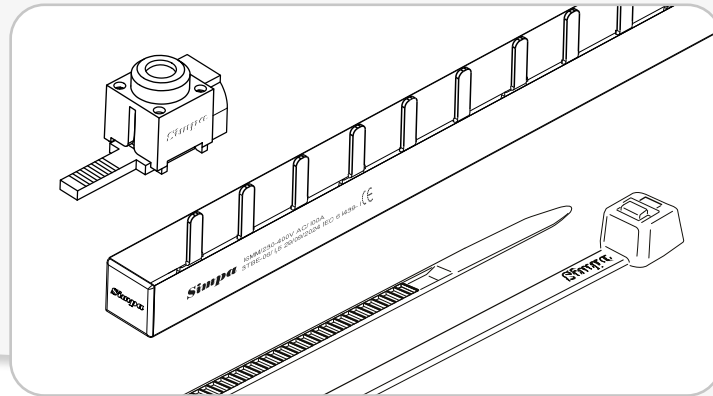
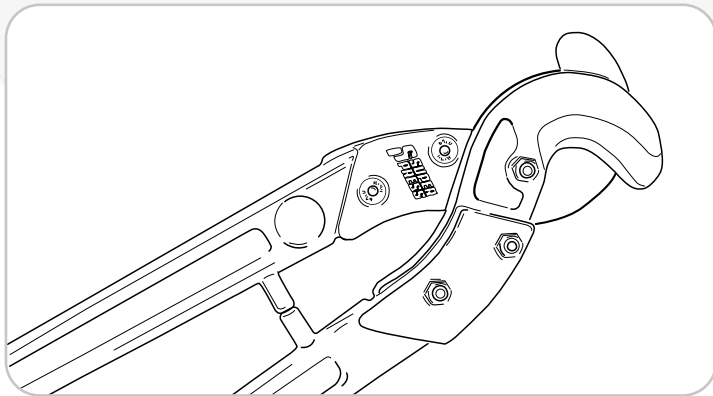


# Simpa®



**NISAN 2025**

# SERTİFİKA VE BELGELERİMİZ

## CERTIFICATES AND DOCUMENTS



### TÜRK STANDARDLARI ENSTİTÜSÜ

#### TÜRK STANDARDLARINA UYGUNLUK BELGESİ

### TURKISH STANDARDS INSTITUTION

#### CERTIFICATE OF CONFORMITY TO TURKISH STANDARDS

Belge Numarası	007931-TSE-02/03
Belgenin İlk Veriliş Tarihi	12.01.2015
Belgenin Son Geçerlilik Tarihi	21.09.2025
Belge Sahibi Kuruluşun Adı	SİMPA ELEKTRİK MALZEMESİ SANAYİ VE TİCARET ANONİM ŞİRKETİ
Belge Sahibi Kuruluşun Adresi	DUDULLU OSB MAH. DES-105 SK. DES B-11 NO 14/D ÜMRANIYE İSTANBUL/TÜRKİYE
Üretim Yeri Adı	SİMPA ELEKTRİK MALZEMESİ SANAYİ VE TİCARET ANONİM ŞİRKETİ
Üretim Yeri Adresi	DES SANAYİ SİTESİ 105 SK. B.11 BLOK NO:16 Y. DUDULLU İSTANBUL / TÜRKİYE
İptal Edilen Belge Numarası (Varsa)	007931-TSE-02/02
Tescilli Ticari Markası	simpa
İlgili Türk Standardı	TS EN IEC 61238-1-3 / 16.12.2019 – TS EN IEC 61238-1-3/IA1 / 16.12.2019

**Belge Kapsamı**  
SCOPE OF LICENCE  
- İZOLELİ OTOMAT BELEME BARLARI (ISOLATED COMB BUSBARS)

**İmza**  
20.09.2024  
Belgelendirme Merkezi Başkanı Adına  
AKDOĞAN BULUT  
İSTANBUL BELGELENDİRME MÜDÜRÜ V.



## SERTİFİKA

TÜV SÜD Management Service GmbH  
Sertifikasyon Merkezi  
İçbu belge ile

### Simpa®

**SİMPA ELEKTRİK MALZEMESİ SAN. VE TIC. A.Ş.**  
DES SANAYİ SİTESİ 105 (YAPRAK) SOK. B11 BLOK NO:16  
34776 Y. DUDULLU - ÜMRANIYE- İSTANBUL  
Türkiye

şirketinin,

**ELEKTRİK TERMİNAL VE BARALARININ,  
ELEKTRİK BAĞLANTI ELEMANLARI VE  
EKİPMANLARININ İMALATI VE SATIŞI**

konusunda bir kalite yönetim sistemini  
yürürlüğe koyduğunu ve uygulamakta olduğunu teyit eder.  
70760258 sayılı rapordaki inceleme ile

**ISO 9001:2015**

şartlarının sağlanmış olduğu kanıtlanmıştır.  
Bu sertifika 2022-02-04 tarihinden 2025-02-03 tarihine kadar geçerlidir.  
Sertifika Kayıt Numarası: 12 100 37688 TMS.

Head of Certification Body  
Münch, 2022-01-10

TÜV SÜD Management Service GmbH • Zertifizierungsstelle • Ridlerstraße 57 • 80339 München • Germany  
www.tuv-sud.de/certificate-validity-check

### Simpa®

**EC DECLARATION OF CONFORMITY**  
(AT) UYGUNLUK BEYANI

**İMALATÇI (MANUFACTURER)**  
SİMPA ELEKTRİK MALZEMESİ SAN. VE TIC. A.Ş.  
DES SANAYİ SİTESİ 105 SK. B.11 BLOK NO: 16 Y. DUDULLU-ÜMRANIYE- İSTANBUL- TÜRKİYE

**ÜRÜN TANIMI (PRODUCT DESCRIPTION)**  
"SİMPA" MARKALI  
İZOLELİ OTOMAT BELEME BARLARI (ISOLATED COMB BUSBARS)

**MODELLER (MODELS)**  
MONOFAZE ERKEK İZOLELİ BARLAR (1 PHASE INSULATED COMB BUSBARS PIN TYPE)  
1 TBE-12/1,5, 1 TBE-18/1,5, 1 TBE-24/1,5, 1 TBE-30/1,5, 1 TBE-M1/1,5

(2) FAZLI ERKEK İZOLELİ BARLAR (2 PHASE INSULATED COMB BUSBARS PIN TYPE)  
2 TBE-06/1,0, 2 TBE-09/1,0, 2 TBE-12/1,0, 2 TBE-15/1,0, 2 TBE-18/1,0, 2 TBE-24/1,0, 2 TBE-30/1,0, 2 TBE-M1/1,0, 2 TBE-06/1,5, 2 TBE-09/1,5, 2 TBE-12/1,5, 2 TBE-15/1,5, 2 TBE-M1/1,5

TRİFAZE ERKEK İZOLELİ BARLAR (3 PHASE INSULATED COMB BUSBARS PIN TYPE)  
3 TBE-04/1,0, 3 TBE-06/1,0, 3 TBE-08/1,0, 3 TBE-10/1,0, 3 TBE-M1/1,0, 3 TBE-04/1,5, 3 TBE-06/1,5, 3 TBE-08/1,5, 3 TBE-10/1,5, 3 TBE-M1/1,5

TRİFAZE DIŞI İZOLELİ BARLAR (3 PHASE INSULATED COMB BUSBARS FORK TYPE)  
3 TBE-04/1,0, 3 TBE-06/1,0, 3 TBE-08/1,0, 3 TBE-10/1,0, 3 TBE-04/1,5, 3 TBE-06/1,5, 3 TBE-08/1,5, 3 TBE-10/1,5

DÖRT FAZLI ERKEK İZOLELİ BARLAR (3 FAZ + 1 NÖTR) (4 PHASE INSULATED COMB BUSBARS PIN TYPE)  
4 TBE-04/1,5, 4 TBE-08/1,5, 4 TBE-M1/1,5

**UYGULANAN STANDARTLAR (APPLICABLE STANDARDS)**

- TS EN 61439-1:2011  
Alçak gerilim anahtarlar ve kontrol düzeni donanımları - Bölüm 1: Genel kurallar  
(Low-voltage switchgear and controlgear assemblies - Part 1: General rules)
- TS EN 61439-2:2011 (İngilizce Metin)  
Alçak gerilim anahtarlar ve kontrol düzeni donanımları - Bölüm 2: Güç anahtarlar ve kontrol düzeni donanımları  
(Low-voltage switchgear and controlgear assemblies - Part 2: Power switchgear and controlgear assemblies)

**UYGULANAN YÖNETMELİKLER (APPLICABLE DIRECTIVES)**

- Belirli Gerilim Sınırları Dahilinde Kullanılmak Üzere Tasarlanmış Elektrikli Teşviat ile İlgili Yönetmelik  
(2006/95/AT) - (2006/95/AT) Low Voltage Directive

Yukarıda marka, model ve bilgileri verilen ve aşağı sayılda örneği olan CE işaretli ürünler, piyasaya arz edilen ürünlerin ilgili standartlara ve direktiflere uygun olarak üretilmiş, insan sağlığı, can ve mal güvenliği, hayvan ve baki yaşam ve sağlığı, çevre ve tüketicinin korunması açısından sağlanması gereken asgari güvenlik koşullarını sağladığını beyan ederiz.

The undersigned company certifies under its sole responsibility that the item of equipment specified above satisfies the requirements of the relevant standards and directives which are applied to them.

**CE**

CE Markası İlgili Yılın Son İki Rakamı : 12  
Date of affixing CE mark on the product

**YER, TARİH (PLACE, DATE)**  
İstanbul, 16.10.2014  
REVİZYON TARİHİ: 08.09.2014

**YETKİLİ İMZA (PLACE, DATE)**  
İsim Soyad **ARTUN ÖZAYDIN**  
Genel Müdür  
General Manager *Artun Özaydin*



### Deutsche Akkreditierungsstelle

Deutsche Akkreditierungsstelle GmbH

Entrusted according to Section 8 subsection 1 AkkStellG in connection with Section 1 subsection 1 AkkStellG/IV Signatory to the Multilateral Agreements of EA, ILAC and IAF for Mutual Recognition

## Accreditation



The Deutsche Akkreditierungsstelle GmbH attests that the Certification Body for Management Systems

**TÜV SÜD Management Service GmbH**  
Ridlerstraße 57  
80339 München  
(including the sites as listed in the annex)

it competent under the terms of DIN EN ISO/IEC 17021-1:2015 to carry out certifications of management systems in the following fields:

DIN EN ISO 9001:2015 Quality Management Systems  
DIN EN ISO 14001:2015 Environmental Management Systems  
DIN EN ISO 45001:2018 Occupational health and safety management systems  
ISO/IEC 20000-1:2018 Information Technology - Service Management - Part 1: Service management system requirements  
DIN EN ISO/IEC 27001:2017 Information technology - Security techniques - Information security management systems  
DIN EN ISO 29990:2010 Learning services for non-formal education and training; DIN EN ISO 30001:2018 Energy Management Systems  
The catalogue of IT security requirements under section 11 (1a) of the Energy Act and Conformity Assessment Program of Bundesnetzagentur dated 16<sup>th</sup> November 2017 for Electricity and Gas Supply Sector  
MAAS-BGW-scheme for occupational health and safety management systems (version 06/2017)  
SCC-scheme for SHE-Management Systems according to DGK/Version 2011  
BS OHSAS 18001:2007 Occupational Health and Safety Management Systems


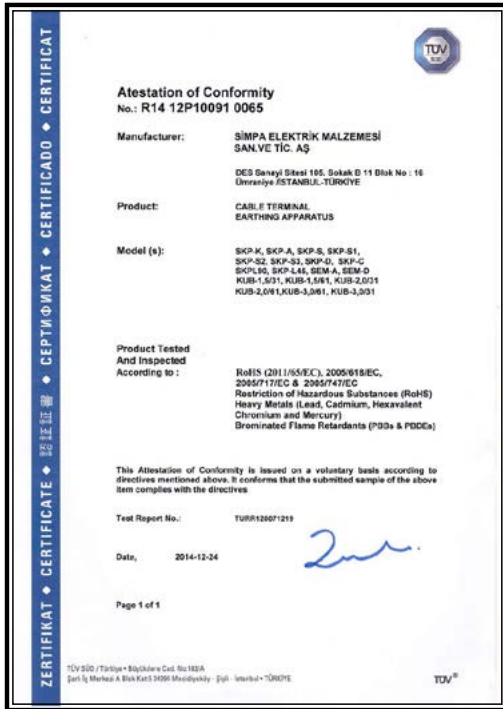
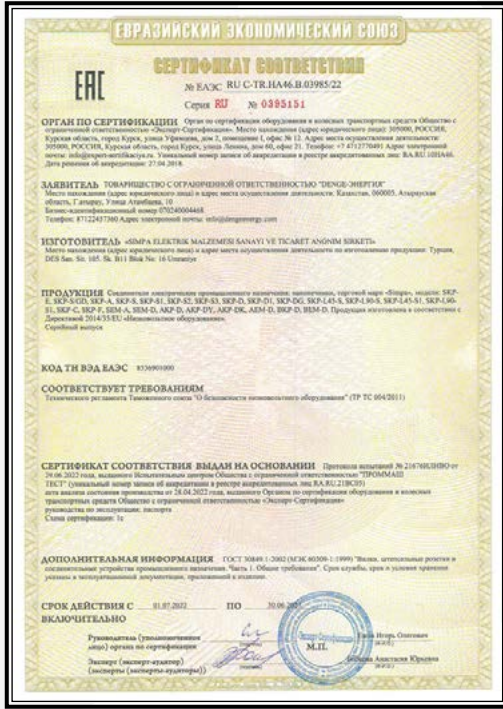
The accreditation certificate shall only apply in connection with the notice of accreditation of 12.06.2020 with the accreditation number D-ZM-14143-01. It comprises the cover sheet, the reverse side of the cover sheet and the following annex with a total of 6 pages.

Registration number of the certificate: D-ZM-14143-01-00

Berlin, 12.06.2020  
Dipl.-Ing. Ina Stübgenrauch  
Head of Division

Registration issued: 14.06.2020

The certificate together with its annex reflects the status at the time of the date of issue. The current status of the scope of accreditation can be found in the database of accredited bodies of Deutsche Akkreditierungsstelle GmbH.  
<https://www.dakks.de/en/taetigkeit/taetigkeit-bauele-dakks>



GENEL ÇALIŞMA ŞARTLARIMIZ

- KATALOĞUMUZDAKİ ÜRÜNLERDE, HERHANGİ BİR UYARIYA GEREK KALMAKSIZIN; KOD, ÖLÇÜ VE FİYAT DEĞİŞİKLİĞİ YAPMA HAKKIMIZ SAKLIDIR.
- ÖNCEDEN ANLAŞMAYA VARILMADIĞI TAKDİRDE, SATILAN ÜRÜNLER İADE ALINMAZ.
- NAKLIYE ÜCRETİ ALICIYA AİTTİR.
- FİYATLARIMIZA K.D.V. DAHİL DEĞİLDİR.












TRADE POLICIES

- WE RESERVE THE RIGHTS TO CHANGE THE CODES, THE MEASUREMENTS AND THE PRICES OF CATALOG PRODUCTS, WITHOUT ANY WARNING.
- RETURN IS NOT POSSIBLE WITHOUT PRIOR AGREEMENT.
- CONSIGNMENT CHARGE BELONGS TO THE BUYER.
- VAT TAX IS NOT INCLUDED IN OUR PRICES, IT'S ADDITIONAL.

ÖRNEK REFERANS MODELİ / BASIC REFERENCE MODEL

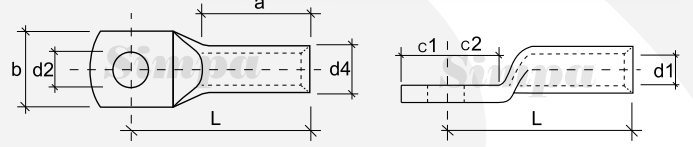
KABLO PABUCU TİPİ TYPE OF CABLE LUG	KABLO KESİTİ (mm <sup>2</sup> ) - CİVATA ÖLÇÜSÜ (METRİK) CABLE SECTION (mm <sup>2</sup> ) - BOLT SIZE (METRIC)	STANDART CİVATA DELİĞİ STANDARD BOLT HOLE
SKP-A	150-M12	SD

## İÇİNDEKİLER / INDEX

	<b>SKP-E</b> Ekonomik tip sıkmalı kablo pabucu Economic type tubular cable lugs	5		<b>BKP-D</b> Bimetal kablo pabuçları (AL-CU) Bimetallic cable lugs (AL-CU)	35
	<b>SKP-A</b> Açık tip sıkmalı kablo pabucu Visible type tubular cable lugs	6		<b>BEM-D</b> Bimetalik ek mufları (AL-CU) Bimetallic butt connectors (AL-CU)	36
	<b>SKP-S</b> Standart tip sıkmalı kablo pabucu Standard type tubular cable lugs	8		<b>BPK-D</b> Bimetal pin konnektör (AL-CU) Bimetallic pin type connectors (AL-CU)	37
	<b>SKP-S1</b> Europe tip sıkmalı kablo pabucu Europe type tubular cable lugs	10		<b>1/2/3/4 TBE / KUB</b> İzoleli - İzolesiz baralar ve klemensleri Insulated - non insulated busbars and terminals	38
	<b>SKP-S2</b> Sıkmalı kablo pabucu Long barrel tubular cable lugs	12		<b>SP-KM/250 /500</b> Mekanik Kablo Kesme Makasları Mechanical Cable Cutters	43
	<b>SKP-S3</b> Sıkmalı kablo pabucu Longer barrel tubular cable lugs	14		<b>KMC/500</b> Çırcırlı Kablo Kesme Makası Ratchet Cutting Tool	43
	<b>SKP-D</b> DIN 46235 tip sıkmalı kablo pabucu DIN 46235 type tubular cable lugs	16		<b>SP-KBB / KBS</b> Kablo bağları ve aksesuarları Cable ties and accessories	44
	<b>SKP-D1</b> Kaynaklı tip kablo pabucu DIN 46234 DIN 46234 type cable lugs	18		<b>SP-KY</b> İzolesiz kablo yüksükleri Non insulated cable end-sleeves	47
	<b>SKP-GD</b> Gözlem delikli sıkmalı kablo pabucu Tubular cable lugs with inspection hole	20		<b>SP-IKY</b> İzoleli kablo yüksükleri Insulated cable end-sleeves	48
	<b>SKP-DG</b> Dar girişli sıkmalı kablo pabucu Tubular cable lugs for switch gear connections	21		<b>SP-IKY/2</b> İzoleli çift girişli kablo yüksükleri Insulated twin cable end-sleeves	49
	<b>SKP-L90-S1</b> Açılı 90° Europe tip kablo pabucu Europe type 90° angular cable lugs	22		<b>SP-YK/SP-CK</b> İzoleli yuvarlak ve çatal tip kablo pabuçları Insulated ring and fork type terminals	50
	<b>SKP-L45-S1</b> Açılı 45° Europe tip kablo pabucu Europe type 45° angular cable lugs	24		<b>SP-FD/SP-FE</b> İzoleli dişi ve erkek faston tip kablo uçları Insulated receptacles and tabs	52
	<b>SKP-C</b> Çift delikli sıkmalı kablo pabucu Tubular cable lugs with two connection holes	26		<b>SP-IFD</b> Ful izoleli faston tip kablo uçları Fully Insulated receptacles	53
	<b>SEM-A / SEM-D</b> Standart tip ve DIN 46237-1 sıkmalı ek mufları Standard type / DIN 46237-1 type butt connectors	28		<b>SP-FEG</b> İzoleli geri dönüşlü faston tip kablo uçları Insulated receptacles, multi type	53
	<b>SKP-F</b> Çatal tip sıkmalı kablo pabucu Fork type tubular cable lugs	30		<b>SP-İK</b> İzoleli iğne tip kablo uçları Insulated pin type connectors	54
	<b>AKP-D</b> DIN 46329 Alüminyum kablo pabucu DIN 46329 type Aluminium cable lugs	31		<b>SP-IBU</b> İzoleli bıçak tip kablo uçları Insulated blade type terminals	54
	<b>AKP-DY</b> Alüminyum kablo pabucu oksit koruma yağlı Aluminium cable lugs with oxide protection oil	32		<b>SP-IEM</b> İzoleli ek mufları Insulated butt connectors	54
	<b>AKP-DK</b> Alüminyum kablo pabucu oksit koruma yağlı Aluminium cable lugs with oxide protection oil	33		<b>SP-ET</b> İzoleli erkek kablo terminalleri Insulated bullet connectors	55
	<b>AEM-D</b> Alüminyum sıkmalı ek mufları DIN 46267-2 type aluminium butt connectors	34		<b>SP-DT</b> İzoleli dişi kablo terminalleri Insulated female bullet connectors	55

# SKP-E

**EKONOMİK TİP SIKMALI KABLO PABUCU**  
**ECONOMIC TYPE TUBULAR CABLE LUGS**  
 (TAM BOYLARI STANDART TİP KABLO PABUÇLARI ÖLÇÜSÜNDEDİR)



5846 sayılı yasa gereği fotoğrafların izinsiz yayınlanması ve kullanılması kesinlikle yasaktır.

Ürün Kodu Order Code	Kablo Kesiti Cable Section (mm <sup>2</sup> )	Civata Deliği Bolt	Boyutlar Dimensions							Kutu Adedi Box Pcs.	Kutu Ağırlığı Box Weight	Koli Adedi Parcel Pcs.	Koli Ağırlığı Box Weight	Birim Fiyatı Unit Price	
			d1	d4	a	d2	b	c1	c2						L
SKP-E/016-M05	<b>16</b>	M5	5,5	7,0	12,5	5,5	10,5	7,5	7,5	24,0	500	~2,0 kg.	5.000	~20,0 kg.	14,00 TL.
<b>SKP-E/016-M06/SD</b>		<b>M6</b>	<b>5,5</b>	<b>7,0</b>	<b>12,5</b>	<b>6,5</b>	<b>10,5</b>	<b>7,5</b>	<b>7,5</b>	<b>24,0</b>	<b>500</b>	<b>~2,0 kg.</b>	<b>5.000</b>	<b>~20,0 kg.</b>	<b>12,75 TL.</b>
SKP-E/025-M05	<b>25</b>	M5	7,0	9,0	17,5	5,5	14,0	8,5	8,5	30,5	300	~2,4 kg.	3.000	~24,0 kg.	27,75 TL.
SKP-E/025-M06		M6	7,0	9,0	17,5	6,5	14,0	8,5	8,5	30,5	300	~2,4 kg.	3.000	~24,0 kg.	27,75 TL.
<b>SKP-E/025-M08/SD</b>	<b>M8</b>	<b>7,0</b>	<b>9,0</b>	<b>17,5</b>	<b>8,5</b>	<b>14,0</b>	<b>8,5</b>	<b>8,5</b>	<b>30,5</b>	<b>300</b>	<b>~2,4 kg.</b>	<b>3.000</b>	<b>~24,0 kg.</b>	<b>26,50 TL.</b>	
SKP-E/035-M06	<b>35</b>	M6	8,5	10,5	18,5	6,5	16,0	9,5	9,5	34,0	200	~2,2 kg.	2.000	~22,0 kg.	43,25 TL.
<b>SKP-E/035-M08/SD</b>		<b>M8</b>	<b>8,5</b>	<b>10,5</b>	<b>18,5</b>	<b>8,5</b>	<b>16,0</b>	<b>9,5</b>	<b>9,5</b>	<b>34,0</b>	<b>200</b>	<b>~2,2 kg.</b>	<b>2.000</b>	<b>~22,0 kg.</b>	<b>41,50 TL.</b>
SKP-E/050-M06	<b>50</b>	M6	10,0	12,0	20,0	6,5	18,0	11,0	11,0	39,5	125	~1,8 kg.	1.250	~18,0 kg.	49,75 TL.
SKP-E/050-M08		M8	10,0	12,0	20,0	8,5	18,0	11,0	11,0	39,5	125	~1,9 kg.	1.250	~19,0 kg.	49,75 TL.
<b>SKP-E/050-M10/SD</b>		<b>M10</b>	<b>10,0</b>	<b>12,0</b>	<b>20,0</b>	<b>10,5</b>	<b>18,0</b>	<b>11,0</b>	<b>11,0</b>	<b>39,5</b>	<b>125</b>	<b>~1,8 kg.</b>	<b>1.250</b>	<b>~18,0 kg.</b>	<b>47,75 TL.</b>
SKP-E/070-M06	<b>70</b>	M6	11,5	14,0	22,0	6,5	21,0	11,0	11,0	42,0	80	~1,7 kg.	800	~17,0 kg.	76,50 TL.
SKP-E/070-M08		M8	11,5	14,0	22,0	8,5	21,0	11,0	11,0	42,0	80	~1,7 kg.	800	~17,0 kg.	76,50 TL.
<b>SKP-E/070-M10/SD</b>		<b>M10</b>	<b>11,5</b>	<b>14,0</b>	<b>22,0</b>	<b>10,5</b>	<b>21,0</b>	<b>11,0</b>	<b>11,0</b>	<b>42,0</b>	<b>80</b>	<b>~1,7 kg.</b>	<b>800</b>	<b>~17,0 kg.</b>	<b>74,75 TL.</b>
SKP-E/095-M08	<b>95</b>	M8	13,5	16,0	25,0	8,5	24,5	12,0	12,5	48,0	60	~1,8 kg.	600	~18,0 kg.	92,75 TL.
SKP-E/095-M10		M10	13,5	16,0	25,0	10,5	24,5	12,0	12,5	48,0	60	~1,9 kg.	600	~19,0 kg.	88,75 TL.
<b>SKP-E/095-M12/SD</b>		<b>M12</b>	<b>13,5</b>	<b>16,0</b>	<b>25,0</b>	<b>13,0</b>	<b>24,5</b>	<b>12,0</b>	<b>12,5</b>	<b>48,0</b>	<b>60</b>	<b>~1,8 kg.</b>	<b>600</b>	<b>~18,0 kg.</b>	<b>88,75 TL.</b>
SKP-E/120-M08	<b>120</b>	M8	15,5	18,0	27,0	8,5	27,0	14,0	14,0	52,0	50	~1,8 kg.	500	~18,0 kg.	124,25 TL.
SKP-E/120-M10		M10	15,5	18,0	27,0	10,5	27,0	14,0	14,0	52,0	50	~1,8 kg.	500	~18,0 kg.	124,25 TL.
<b>SKP-E/120-M12/SD</b>		<b>M12</b>	<b>15,5</b>	<b>18,0</b>	<b>27,0</b>	<b>13,0</b>	<b>27,0</b>	<b>14,0</b>	<b>14,0</b>	<b>52,0</b>	<b>50</b>	<b>~1,8 kg.</b>	<b>500</b>	<b>~18,0 kg.</b>	<b>119,25 TL.</b>
SKP-E/150-M08	<b>150</b>	M8	16,5	20,0	29,0	8,5	29,0	14,0	14,0	54,5	35	~2,0 kg.	350	~20,0 kg.	191,50 TL.
SKP-E/150-M10		M10	16,5	20,0	29,0	10,5	29,0	14,0	14,0	54,5	35	~2,0 kg.	350	~20,0 kg.	191,50 TL.
<b>SKP-E/150-M12/SD</b>		<b>M12</b>	<b>16,5</b>	<b>20,0</b>	<b>29,0</b>	<b>13,0</b>	<b>29,0</b>	<b>14,0</b>	<b>14,0</b>	<b>54,5</b>	<b>35</b>	<b>~2,0 kg.</b>	<b>350</b>	<b>~20,0 kg.</b>	<b>185,25 TL.</b>
SKP-E/185-M10	<b>185</b>	M10	18,5	22,0	32,0	10,5	32,0	14,5	14,5	61,5	25	~1,8 kg.	250	~18,0 kg.	210,00 TL.
<b>SKP-E/185-M12/SD</b>		<b>M12</b>	<b>18,5</b>	<b>22,0</b>	<b>32,0</b>	<b>13,0</b>	<b>32,0</b>	<b>14,5</b>	<b>14,5</b>	<b>61,5</b>	<b>25</b>	<b>~1,8 kg.</b>	<b>250</b>	<b>~18,0 kg.</b>	<b>203,75 TL.</b>
SKP-E/185-M16		M16	18,5	22,0	32,0	16,5	32,0	14,5	14,5	61,5	25	~1,8 kg.	250	~18,0 kg.	203,75 TL.
SKP-E/240-M10	<b>240</b>	M10	21,5	25,5	36,5	10,5	37,5	16,0	16,0	69,0	20	~2,2 kg.	200	~22,0 kg.	284,25 TL.
<b>SKP-E/240-M12/SD</b>		<b>M12</b>	<b>21,5</b>	<b>25,5</b>	<b>36,5</b>	<b>13,0</b>	<b>37,5</b>	<b>16,0</b>	<b>16,0</b>	<b>69,0</b>	<b>20</b>	<b>~2,2 kg.</b>	<b>200</b>	<b>~22,0 kg.</b>	<b>284,25 TL.</b>
SKP-E/240-M16	M16	21,5	25,5	36,5	16,5	37,5	16,0	16,0	69,0	20	~2,2 kg.	200	~22,0 kg.	284,25 TL.	

## SKP-E ÖZELLİKLERİ

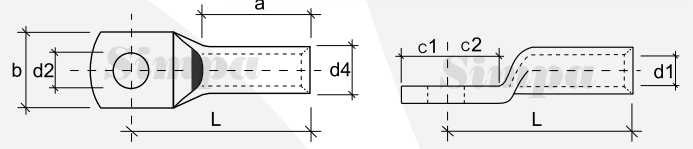
HAMMADDE	EN 13600 BAKIR BORU
MATERİAL	ELECTROLYTIC COPPER CONFORMED TO EN 13600
KAPLAMA	KALAY
COATING	TIN PLATED
BAĞLANTI	SIKMA
JOINT	CLAMP COUPLING
BORU ET KALINLIĞI	ORTA
THICKNESS	MEDIUM
KABLO GİRİŞİ	NORMAL
CABLE ENTRY	STANDARD

BU TABLODA KOUYU YAZI KARAKTERİ İLE BELİRTİLMİŞ OLAN KABLO PABUÇLARI STANDART ÜRETİMİMZDİR.  
 THE CABLE LUGS WHICH ARE INDICATED IN BOLD FONT. ARE STANDARD PRODUCTS OF **Simpva**



# SKP-A

## AÇIK TİP SIKMALI KABLO PABUCU VISIBLE TYPE TUBULAR CABLE LUGS



5846 sayılı yasa gereği fotoğrafların izinsiz yayınlanması ve kullanılması kesinlikle yasaktır.

Ürün Kodu Order Code	Kablo Kesiti Cable Section (mm <sup>2</sup> )	Civata Deliği Bolt	Boyutlar Dimensions								Kutu Adedi Box Pcs.	Kutu Ağırlığı Box Weight	Koli Adedi Parcel Pcs.	Koli Ağırlığı Box Weight	Birim Fiyatı Unit Price
			d1	d4	a	d2	b	c1	c2	L					
SKP-A/006-M04	6	M4	4,0	5,5	9,5	4,3	9,0	6,5	6,5	18,0	1.000	~2,2 kg.	8.000	~17,6 kg.	14,50 TL.
SKP-A/006-M05/SD		M5	4,0	5,5	9,5	5,3	9,0	6,5	6,5	18,0	1.000	~2,2 kg.	8.000	~17,6 kg.	14,50 TL.
SKP-A/010-M04	10	M4	4,5	6,0	11,5	4,3	9,0	7,0	7,0	20,0	800	~2,2 kg.	6.400	~17,6 kg.	15,75 TL.
SKP-A/010-M05/SD		M5	4,5	6,0	11,5	5,3	9,0	7,0	7,0	20,0	800	~2,2 kg.	6.400	~17,6 kg.	15,00 TL.
SKP-A/016-M05	16	M5	5,5	7,5	13,0	5,3	11,5	7,5	7,5	23,5	400	~2,1 kg.	3.200	~16,8 kg.	20,75 TL.
SKP-A/016-M06/SD		M6	5,5	7,5	13,0	6,5	11,5	7,5	7,5	23,5	400	~2,0 kg.	3.200	~16,0 kg.	20,25 TL.
SKP-A/025-M05	25	M5	7,0	9,5	17,5	5,3	14,0	8,5	8,5	28,5	300	~2,7 kg.	2.400	~21,6 kg.	35,25 TL.
SKP-A/025-M06		M6	7,0	9,5	17,5	6,5	14,0	8,5	8,5	28,5	300	~2,7 kg.	2.400	~21,6 kg.	35,25 TL.
SKP-A/025-M08/SD		M8	7,0	9,5	17,5	8,5	14,0	8,5	8,5	28,5	300	~2,7 kg.	2.400	~21,6 kg.	35,25 TL.
SKP-A/035-M06	35	M6	8,5	11,0	19,5	6,5	16,5	9,5	9,5	33,0	200	~2,6 kg.	1.600	~20,8 kg.	48,75 TL.
SKP-A/035-M08/SD		M8	8,5	11,0	19,5	8,5	16,5	9,5	9,5	33,0	200	~2,7 kg.	1.600	~21,6 kg.	47,25 TL.
SKP-A/035-M10		M10	8,5	11,0	19,5	10,5	16,5	10,0	10,0	33,0	200	~2,5 kg.	1.600	~20,0 kg.	48,75 TL.
SKP-A/050-M06	50	M6	10,0	13,0	21,0	6,5	19,0	11,0	11,0	37,5	125	~2,6 kg.	1.000	~20,8 kg.	74,50 TL.
SKP-A/050-M08		M8	10,0	13,0	21,0	8,5	19,0	11,0	11,0	37,5	125	~2,8 kg.	1.000	~22,4 kg.	74,50 TL.
SKP-A/050-M10/SD		M10	10,0	13,0	21,0	10,5	19,0	11,0	11,0	37,5	125	~2,6 kg.	1.000	~20,8 kg.	74,50 TL.
SKP-A/050-M12		M12	10,0	13,0	21,0	13,0	19,0	11,0	11,0	37,5	125	~2,5 kg.	1.000	~20,0 kg.	77,75 TL.
SKP-A/070-M06	70	M6	11,5	14,5	24,0	6,5	21,5	11,0	11,0	40,0	80	~2,2 kg.	640	~17,6 kg.	95,00 TL.
SKP-A/070-M08		M8	11,5	14,5	24,0	8,5	21,5	11,0	11,0	40,0	80	~2,1 kg.	640	~16,8 kg.	96,25 TL.
SKP-A/070-M10/SD		M10	11,5	14,5	24,0	10,5	21,5	11,0	11,0	40,0	80	~2,1 kg.	640	~16,8 kg.	96,25 TL.
SKP-A/070-M12		M12	11,5	14,5	24,0	13,0	21,5	11,0	11,0	40,0	80	~1,9 kg.	640	~15,2 kg.	102,00 TL.
SKP-A/070-M14		M14	11,5	14,5	24,0	14,5	21,5	11,0	11,0	40,0	80	~1,9 kg.	640	~15,2 kg.	121,50 TL.
SKP-A/095-M08	95	M8	13,5	16,5	27,0	8,5	24,0	12,0	12,5	45,5	60	~2,0 kg.	480	~16,0 kg.	114,25 TL.
SKP-A/095-M10		M10	13,5	16,5	27,0	10,5	24,0	12,0	12,5	45,5	60	~2,0 kg.	480	~16,0 kg.	107,75 TL.
SKP-A/095-M12/SD		M12	13,5	16,5	27,0	13,0	24,0	12,0	12,5	45,5	60	~1,9 kg.	480	~15,2 kg.	107,75 TL.
SKP-A/120-M08	120	M8	14,5	18,0	30,0	8,5	26,5	14,0	14,0	50,5	50	~2,4 kg.	400	~19,2 kg.	155,25 TL.
SKP-A/120-M10		M10	14,5	18,0	30,0	10,5	26,5	14,0	14,0	50,5	50	~2,4 kg.	400	~19,2 kg.	155,25 TL.
SKP-A/120-M12/SD		M12	14,5	18,0	30,0	13,0	26,5	14,0	14,0	50,5	50	~2,4 kg.	400	~19,2 kg.	155,25 TL.
SKP-A/120-M14		M14	14,5	18,0	30,0	14,5	26,5	14,0	14,0	50,5	50	~2,3 kg.	400	~18,4 kg.	155,25 TL.
SKP-A/120-M16		M16	14,5	18,0	30,0	16,5	26,5	14,0	14,0	50,5	50	~2,3 kg.	400	~18,4 kg.	162,25 TL.
SKP-A/150-M08	150	M8	16,5	21,0	31,5	8,5	30,5	14,0	14,0	54,5	30	~2,4 kg.	240	~19,2 kg.	253,00 TL.
SKP-A/150-M10		M10	16,5	21,0	31,5	10,5	30,5	14,0	14,0	54,5	30	~2,4 kg.	240	~19,2 kg.	253,00 TL.
SKP-A/150-M12/SD		M12	16,5	21,0	31,5	13,0	30,5	15,0	15,0	54,5	30	~2,3 kg.	240	~18,4 kg.	241,50 TL.
SKP-A/150-M14		M14	16,5	21,0	31,5	14,5	30,5	15,0	15,0	54,5	30	~2,3 kg.	240	~18,4 kg.	249,75 TL.
SKP-A/150-M16		M16	16,5	21,0	31,5	16,5	30,5	15,0	15,0	54,5	30	~2,2 kg.	240	~17,6 kg.	253,00 TL.
SKP-A/150-M20		M20	16,5	21,0	31,5	21,0	30,5	15,0	15,0	54,5	30	~2,1 kg.	240	~16,8 kg.	253,00 TL.
SKP-A/185-M10	185	M10	18,5	23,0	34,5	10,5	33,5	16,0	16,0	61,0	20	~1,9 kg.	160	~15,2 kg.	281,75 TL.
SKP-A/185-M12/SD		M12	18,5	23,0	34,5	13,0	33,5	16,0	16,0	61,0	20	~1,9 kg.	160	~15,2 kg.	278,50 TL.
SKP-A/185-M14		M14	18,5	23,0	34,5	14,5	33,5	16,0	16,0	61,0	20	~1,8 kg.	160	~14,4 kg.	278,50 TL.
SKP-A/185-M16		M16	18,5	23,0	34,5	16,5	33,5	16,0	16,0	61,0	20	~1,8 kg.	160	~14,4 kg.	278,50 TL.
SKP-A/185-M20		M20	18,5	23,0	34,5	21,0	33,5	16,0	16,0	61,0	20	~1,7 kg.	160	~13,6 kg.	287,50 TL.

Ürün Kodu Order Code	Kablo Kesiti Cable Section (mm <sup>2</sup> )	Civata Deliği Bolt	Boyutlar Dimensions								Kutu Adedi Box Pcs.	Kutu Ağırlığı Box Weight	Koli Adedi Parcel Pcs.	Koli Ağırlığı Box Weight	Birim Fiyatı Unit Price
			d1	d4	a	d2	b	c1	c2	L					
SKP-A/240-M10	<b>240</b>	M10	21,0	26,0	39,0	10,5	38,0	16,5	16,5	65,5	20	~2,5 kg.	160	~20,0 kg.	391,00 TL.
<b>SKP-A/240-M12/SD</b>		<b>M12</b>	<b>21,0</b>	<b>26,0</b>	<b>39,0</b>	<b>13,0</b>	<b>38,0</b>	<b>16,5</b>	<b>16,5</b>	<b>65,5</b>	<b>20</b>	<b>~2,5 kg.</b>	<b>160</b>	<b>~20,0 kg.</b>	<b>379,50 TL.</b>
SKP-A/240-M14		M14	21,0	26,0	39,0	14,5	38,0	16,5	16,5	65,5	20	~2,5 kg.	160	~20,0 kg.	379,50 TL.
SKP-A/240-M16		M16	21,0	26,0	39,0	16,5	38,0	16,5	16,5	65,5	20	~2,4 kg.	160	~19,2 kg.	379,50 TL.
SKP-A/240-M20		M20	21,0	26,0	39,0	21,0	38,0	16,5	16,5	65,5	20	~2,4 kg.	160	~19,2 kg.	391,00 TL.
SKP-A/300-M12	<b>300</b>	M12	23,5	28,5	42,5	13,0	42,0	19,0	22,0	77,0	16	~2,8 kg.	128	~22,4 kg.	477,25 TL.
SKP-A/300-M14		M14	23,5	28,5	42,5	15,0	42,0	19,0	22,0	77,0	16	~2,8 kg.	128	~22,4 kg.	477,25 TL.
<b>SKP-A/300-M16/SD</b>		<b>M16</b>	<b>23,5</b>	<b>28,5</b>	<b>42,5</b>	<b>17,0</b>	<b>42,0</b>	<b>19,0</b>	<b>22,0</b>	<b>77,0</b>	<b>16</b>	<b>~2,8 kg.</b>	<b>128</b>	<b>~22,4 kg.</b>	<b>477,25 TL.</b>
SKP-A/300-M20		M20	23,5	28,5	42,5	21,0	42,0	19,0	22,0	77,0	16	~2,7 kg.	128	~21,6 kg.	477,25 TL.
SKP-A/400-M12	<b>400</b>	M12	27,0	33,0	47,0	13,0	48,0	20,0	20,0	84,0	6		48		
SKP-A/400-M14		M14	27,0	33,0	47,0	15,0	48,0	20,0	20,0	84,0	6		48		
<b>SKP-A/400-M16/SD</b>		<b>M16</b>	<b>27,0</b>	<b>33,0</b>	<b>47,0</b>	<b>17,0</b>	<b>48,0</b>	<b>20,0</b>	<b>20,0</b>	<b>84,0</b>	<b>6</b>		<b>48</b>		
SKP-A/400-M20		M20	27,0	33,0	47,0	21,0	48,0	20,0	20,0	84,0	6		48		

## SKP-A ÖZELLİKLERİ

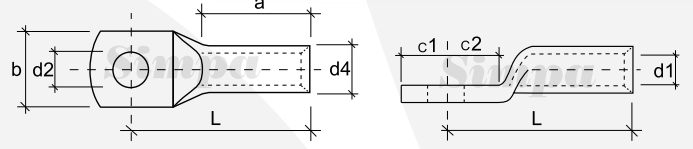
HAMMADDE	EN 13600 BAKIR BORU
MATERİAL	ELECTROLYTIC COPPER CONFORMED TO EN 13600
KAPLAMA	KALAY
COATING	TIN PLATED
BAĞLANTI	SIKMA VEYA LEHİM
JOINT	CLAMP COUPLING OR SOLDER
BORU ET KALINLIĞI	KALIN
THICKNESS	THICK
KABLO GİRİŞİ	NORMAL
CABLE ENTRY	STANDARD

BU TABLODA KOYU YAZI KARAKTERİ İLE BELİRTİLMİŞ OLAN KABLO PABUÇLARI STANDART ÜRETİMİMİZDİR.  
THE CABLE LUGS WHICH ARE INDICATED IN BOLD FONT, ARE STANDARD PRODUCTS OF **Simpa**



# SKP-S

## STANDART TİP SIKMALI KABLO PABUCU STANDARD TYPE TUBULAR CABLE LUGS



5846 sayılı yasa gereği fotoğrafların izinsiz yayınlanması ve kullanılması kesinlikle yasaktır.

Ürün Kodu Order Code	Kablo Kesiti Cable Section (mm <sup>2</sup> )	Civata Deliği Bolt	Boyutlar Dimensions							Kutu Adedi Box Pcs.	Kutu Ağırlığı Box Weight	Koli Adedi Parcel Pcs.	Koli Ağırlığı Box Weight	Birim Fiyatı Unit Price	
			d1	d4	a	d2	b	c1	c2						L
SKP-S/006-M04	6	M4	4,0	5,5	9,5	4,3	9,0	6,5	6,5	19,0	1.000	~2,3 kg.	8.000	~18,4 kg.	16,25 TL
<b>SKP-S/006-M05/SD</b>		<b>M5</b>	<b>4,0</b>	<b>5,5</b>	<b>9,5</b>	<b>5,3</b>	<b>9,0</b>	<b>6,5</b>	<b>6,5</b>	<b>19,0</b>	<b>1.000</b>	<b>~2,2 kg.</b>	<b>8.000</b>	<b>~17,6 kg.</b>	<b>16,25 TL</b>
SKP-S/006-M06		M6	4,0	6,0	11,0	6,4	11,0	7,0	7,0	21,0	700	~2,4 kg.	5.600	~20,0 kg.	19,00 TL
SKP-S/006-M08		M8	4,0	6,0	11,0	8,4	13,5	8,0	8,0	22,5	600	~2,2 kg.	4.800	~17,6 kg.	21,50 TL
SKP-S/010-M04	10	M4	4,5	6,0	10,5	4,3	9,0	7,0	7,0	21,0	800	~2,3 kg.	6.400	~18,4 kg.	16,75 TL
<b>SKP-S/010-M05/SD</b>		<b>M5</b>	<b>4,5</b>	<b>6,0</b>	<b>10,5</b>	<b>5,3</b>	<b>10,0</b>	<b>7,0</b>	<b>7,0</b>	<b>21,0</b>	<b>800</b>	<b>~2,3 kg.</b>	<b>6.400</b>	<b>~18,4 kg.</b>	<b>16,25 TL</b>
SKP-S/010-M06		M6	4,5	6,5	12,0	6,4	11,0	7,0	7,0	23,0	700	~2,9 kg.	5.600	~23,2 kg.	16,75 TL
SKP-S/010-M08		M8	4,5	6,5	12,0	8,4	14,0	8,0	8,0	24,5	600	~2,5 kg.	4.800	~20,0 kg.	18,00 TL
SKP-S/010-M10	M10	4,5	6,5	12,0	10,5	16,0	9,0	9,0	28,0	500	~2,2 kg.	4.000	~17,6 kg.	25,25 TL	
SKP-S/016-M05	16	M5	5,5	7,5	12,5	5,3	12,0	7,5	7,5	24,0	400	~2,2 kg.	3.200	~17,6 kg.	22,75 TL
<b>SKP-S/016-M06/SD</b>		<b>M6</b>	<b>5,5</b>	<b>7,5</b>	<b>12,5</b>	<b>6,5</b>	<b>12,0</b>	<b>7,5</b>	<b>7,5</b>	<b>24,0</b>	<b>400</b>	<b>~2,1 kg.</b>	<b>3.200</b>	<b>~16,8 kg.</b>	<b>22,75 TL</b>
SKP-S/016-M08		M8	5,5	7,5	13,0	8,4	13,5	8,0	8,0	25,5	500	~2,6 kg.	4.000	~20,8 kg.	24,25 TL
SKP-S/016-M10		M10	5,5	7,5	13,0	10,5	16,0	9,0	9,0	27,0	400	~2,2 kg.	3.200	~17,6 kg.	28,75 TL
SKP-S/025-M06	25	M6	7,0	9,5	17,5	6,5	14,0	8,5	8,5	30,5	300	~2,8 kg.	2.400	~22,4 kg.	39,25 TL
<b>SKP-S/025-M08/SD</b>		<b>M8</b>	<b>7,0</b>	<b>9,5</b>	<b>17,5</b>	<b>8,5</b>	<b>14,0</b>	<b>8,5</b>	<b>8,5</b>	<b>30,5</b>	<b>300</b>	<b>~3,0 kg.</b>	<b>2.400</b>	<b>~24,0 kg.</b>	<b>38,00 TL</b>
SKP-S/025-M10		M10	7,0	9,5	17,5	10,5	16,0	10,0	10,0	31,5	250	~2,4 kg.	2.000	~19,2 kg.	41,50 TL
SKP-S/025-M12		M12	7,0	9,5	17,5	13,0	18,0	11,0	11,0	35,0	200	~2,2 kg.	1.600	~17,6 kg.	47,25 TL
SKP-S/035-M06	35	M6	8,5	11,0	19,0	6,5	17,0	9,5	9,5	34,5	200	~2,9 kg.	1.600	~23,2 kg.	53,00 TL
<b>SKP-S/035-M08/SD</b>		<b>M8</b>	<b>8,5</b>	<b>11,0</b>	<b>19,0</b>	<b>8,5</b>	<b>17,0</b>	<b>9,5</b>	<b>9,5</b>	<b>34,5</b>	<b>200</b>	<b>~2,7 kg.</b>	<b>1.600</b>	<b>~21,6 kg.</b>	<b>51,75 TL</b>
SKP-S/035-M10		M10	8,5	11,0	19,0	10,5	17,0	10,0	10,0	34,5	200	~2,6 kg.	1.600	~20,8 kg.	51,75 TL
SKP-S/035-M12		M12	8,5	11,0	19,0	13,0	18,5	11,0	11,0	36,5	150	~2,1 kg.	1.200	~16,8 kg.	58,25 TL
SKP-S/050-M06	50	M6	10,0	13,0	20,0	6,5	19,0	11,0	11,0	39,5	125	~2,9 kg.	1.000	~23,2 kg.	78,25 TL
SKP-S/050-M08		M8	10,0	13,0	20,0	8,5	19,0	11,0	11,0	39,5	125	~2,9 kg.	1.000	~23,2 kg.	78,25 TL
<b>SKP-S/050-M10/SD</b>		<b>M10</b>	<b>10,0</b>	<b>13,0</b>	<b>20,0</b>	<b>10,5</b>	<b>19,0</b>	<b>11,0</b>	<b>11,0</b>	<b>39,5</b>	<b>125</b>	<b>~2,8 kg.</b>	<b>1.000</b>	<b>~22,4 kg.</b>	<b>78,25 TL</b>
SKP-S/050-M12		M12	10,0	13,0	20,0	13,0	19,0	11,0	11,0	39,5	125	~2,6 kg.	1.000	~20,8 kg.	83,00 TL
SKP-S/050-M14	M14	10,0	13,0	20,0	14,5	21,0	13,0	13,0	42,0	100	~2,3 kg.	800	~18,4 kg.	93,25 TL	
SKP-S/070-M06	70	M6	11,5	14,5	21,5	6,5	21,5	11,0	11,0	41,5	80	~2,3 kg.	640	~18,4 kg.	107,00 TL
SKP-S/070-M08		M8	11,5	14,5	21,5	8,5	21,5	11,0	11,0	41,5	80	~2,1 kg.	640	~16,8 kg.	107,00 TL
<b>SKP-S/070-M10/SD</b>		<b>M10</b>	<b>11,5</b>	<b>14,5</b>	<b>21,5</b>	<b>10,5</b>	<b>21,5</b>	<b>11,0</b>	<b>11,0</b>	<b>41,5</b>	<b>80</b>	<b>~2,1 kg.</b>	<b>640</b>	<b>~16,8 kg.</b>	<b>107,00 TL</b>
SKP-S/070-M12		M12	11,5	14,5	21,5	13,0	21,5	11,0	11,0	41,5	80	~2,1 kg.	640	~16,8 kg.	112,75 TL
SKP-S/070-M14	M14	11,5	14,5	21,5	14,5	23,0	13,0	13,0	44,0	70	~2,0 kg.	560	~16,0 kg.	135,75 TL	
SKP-S/070-M16	M16	11,5	14,5	21,5	16,5	23,0	16,0	16,0	46,5	70	~2,0 kg.	560	~16,0 kg.	135,75 TL	
SKP-S/095-M06	95	M6	13,5	16,5	25,0	6,5	24,0	12,0	12,5	48,0	60	~2,2 kg.	480	~17,6 kg.	126,50 TL
SKP-S/095-M08		M8	13,5	16,5	25,0	8,5	24,0	12,0	12,5	48,0	60	~2,2 kg.	480	~17,6 kg.	120,75 TL
SKP-S/095-M10		M10	13,5	16,5	25,0	10,5	24,0	12,0	12,5	48,0	60	~2,2 kg.	480	~17,6 kg.	112,75 TL
<b>SKP-S/095-M12/SD</b>		<b>M12</b>	<b>13,5</b>	<b>16,5</b>	<b>25,0</b>	<b>13,0</b>	<b>24,0</b>	<b>12,0</b>	<b>12,5</b>	<b>48,0</b>	<b>60</b>	<b>~2,1 kg.</b>	<b>480</b>	<b>~16,8 kg.</b>	<b>112,75 TL</b>
SKP-S/095-M14		M14	13,5	16,5	25,0	14,5	26,0	14,0	14,0	50,0	50	~1,9 kg.	400	~15,2 kg.	155,25 TL
SKP-S/095-M16		M16	13,5	16,5	25,0	16,5	26,0	16,0	16,0	52,0	50	~1,9 kg.	400	~15,2 kg.	155,25 TL



Ürün Kodu Order Code	Kablo Kesiti Cable Section (mm <sup>2</sup> )	Civata Deliği Bolt	Boyutlar Dimensions								Kutu Adedi Box Pcs.	Kutu Ağırlığı Box Weight	Koli Adedi Parcel Pcs.	Koli Ağırlığı Box Weight	Birim Fiyatı Unit Price
			d1	d4	a	d2	b	c1	c2	L					
SKP-S/120-M08	120	M8	14,5	18,0	27,0	8,5	26,5	14,0	14,0	52,0	50	~2,4 kg.	400	~19,2 kg.	161,00 TL.
SKP-S/120-M10		M10	14,5	18,0	27,0	10,5	26,5	14,0	14,0	52,0	50	~2,4 kg.	400	~19,2 kg.	161,00 TL.
<b>SKP-S/120-M12/SD</b>		<b>M12</b>	<b>14,5</b>	<b>18,0</b>	<b>27,0</b>	<b>13,0</b>	<b>26,5</b>	<b>14,0</b>	<b>14,0</b>	<b>52,0</b>	<b>50</b>	<b>~2,4 kg.</b>	<b>400</b>	<b>~19,2 kg.</b>	<b>161,00 TL.</b>
SKP-S/120-M14		M14	14,5	18,0	27,0	14,5	26,5	14,0	14,0	52,0	50	~1,8 kg.	400	~14,4 kg.	161,00 TL.
SKP-S/120-M16		M16	14,5	18,0	27,0	16,5	26,5	14,0	14,0	52,0	50	~1,8 kg.	400	~14,4 kg.	166,75 TL.
SKP-S/120-M20		M20	14,5	18,0	27,0	21,0	29,0	16,0	16,0	54,0	40	~1,9 kg.	320	~15,2 kg.	172,50 TL.
SKP-S/150-M06	150	M6	16,5	21,0	29,0	6,5	30,5	14,0	14,0	57,0	30	~2,5 kg.	240	~20,0 kg.	267,00 TL.
SKP-S/150-M08		M8	16,5	21,0	29,0	8,5	30,5	14,0	14,0	57,0	30	~2,5 kg.	240	~20,0 kg.	267,00 TL.
SKP-S/150-M10		M10	16,5	21,0	29,0	10,5	30,5	14,0	14,0	57,0	30	~2,5 kg.	240	~20,0 kg.	261,25 TL.
<b>SKP-S/150-M12/SD</b>		<b>M12</b>	<b>16,5</b>	<b>21,0</b>	<b>29,0</b>	<b>13,0</b>	<b>30,5</b>	<b>15,0</b>	<b>15,0</b>	<b>57,0</b>	<b>30</b>	<b>~2,5 kg.</b>	<b>240</b>	<b>~20,0 kg.</b>	<b>248,50 TL.</b>
SKP-S/150-M14		M14	16,5	21,0	29,0	14,5	30,5	15,0	15,0	57,0	30	~2,3 kg.	240	~18,4 kg.	260,00 TL.
SKP-S/150-M16		M16	16,5	21,0	29,0	16,5	30,5	15,0	15,0	57,0	30	~2,3 kg.	240	~18,4 kg.	265,75 TL.
SKP-S/150-M20	M20	16,5	21,0	29,0	21,0	30,5	15,0	15,0	57,0	30	~2,2 kg.	240	~17,6 kg.	265,75 TL.	
SKP-S/185-M10	185	M10	18,5	23,0	33,0	10,5	33,5	16,0	16,0	63,0	20	~2,0 kg.	160	~16,0 kg.	287,50 TL.
<b>SKP-S/185-M12/SD</b>		<b>M12</b>	<b>18,5</b>	<b>23,0</b>	<b>33,0</b>	<b>13,0</b>	<b>33,5</b>	<b>16,0</b>	<b>16,0</b>	<b>63,0</b>	<b>20</b>	<b>~2,0 kg.</b>	<b>160</b>	<b>~16,0 kg.</b>	<b>287,50 TL.</b>
SKP-S/185-M14		M14	18,5	23,0	33,0	14,5	33,5	16,0	16,0	63,0	20	~1,9 kg.	160	~15,2 kg.	287,50 TL.
SKP-S/185-M16		M16	18,5	23,0	33,0	16,5	33,5	16,0	16,0	63,0	20	~1,9 kg.	160	~15,2 kg.	287,50 TL.
SKP-S/185-M20	M20	18,5	23,0	33,0	21,0	33,5	16,0	16,0	63,0	20	~1,8 kg.	160	~14,4 kg.	299,00 TL.	
SKP-S/240-M10	240	M10	21,0	26,0	37,0	10,5	38,0	16,5	16,5	70,0	20	~2,8 kg.	160	~22,4 kg.	403,75 TL.
<b>SKP-S/240-M12/SD</b>		<b>M12</b>	<b>21,0</b>	<b>26,0</b>	<b>37,0</b>	<b>13,0</b>	<b>38,0</b>	<b>16,5</b>	<b>16,5</b>	<b>70,0</b>	<b>20</b>	<b>~2,7 kg.</b>	<b>160</b>	<b>~21,6 kg.</b>	<b>391,00 TL.</b>
SKP-S/240-M14		M14	21,0	26,0	37,0	14,5	38,0	16,5	16,5	70,0	20	~2,6 kg.	160	~20,8 kg.	391,00 TL.
SKP-S/240-M16		M16	21,0	26,0	37,0	16,5	38,0	16,5	16,5	70,0	20	~2,6 kg.	160	~20,8 kg.	391,00 TL.
SKP-S/240-M20	M20	21,0	26,0	37,0	21,0	38,0	16,5	16,5	70,0	20	~2,5 kg.	160	~20,0 kg.	403,75 TL.	
SKP-S/300-M10	300	M10	23,5	28,5	41,0	10,5	42,0	19,0	22,0	80,0	16	~2,8 kg.	128	~22,4 kg.	495,75 TL.
SKP-S/300-M12		M12	23,5	28,5	41,0	13,0	42,0	19,0	22,0	80,0	16	~2,8 kg.	128	~22,4 kg.	495,75 TL.
SKP-S/300-M14		M14	23,5	28,5	41,0	15,0	42,0	19,0	22,0	80,0	16	~2,7 kg.	128	~21,6 kg.	495,75 TL.
<b>SKP-S/300-M16/SD</b>		<b>M16</b>	<b>23,5</b>	<b>28,5</b>	<b>41,0</b>	<b>17,0</b>	<b>42,0</b>	<b>19,0</b>	<b>22,0</b>	<b>80,0</b>	<b>16</b>	<b>~2,6 kg.</b>	<b>128</b>	<b>~20,8 kg.</b>	<b>495,75 TL.</b>
SKP-S/300-M20	M20	23,5	28,5	41,0	21,0	42,0	19,0	22,0	80,0	16	~2,5 kg.	128	~20,0 kg.	495,75 TL.	
SKP-S/400-M12	400	M12	27,0	33,0	46,0	13,0	48,0	20,0	20,0	90,0	6	~1,7 kg.	48	~13,6 kg.	794,75 TL.
SKP-S/400-M14		M14	27,0	33,0	46,0	15,0	48,0	20,0	20,0	90,0	6	~1,7 kg.	48	~13,6 kg.	794,75 TL.
<b>SKP-S/400-M16/SD</b>		<b>M16</b>	<b>27,0</b>	<b>33,0</b>	<b>46,0</b>	<b>17,0</b>	<b>48,0</b>	<b>20,0</b>	<b>20,0</b>	<b>90,0</b>	<b>6</b>	<b>~1,6 kg.</b>	<b>48</b>	<b>~12,8 kg.</b>	<b>794,75 TL.</b>
SKP-S/400-M20	M20	27,0	33,0	46,0	21,0	48,0	20,0	20,0	90,0	6	~1,7 kg.	48	~13,6 kg.	846,50 TL.	
SKP-S/500-M16	500	M16	30,0	38,0	56,0	17,0	55,0	22,0	22,0	100,0	5	~2,2 kg.	40	~17,6 kg.	1.355,00 TL.
<b>SKP-S/500-M20/SD</b>		<b>M20</b>	<b>30,0</b>	<b>38,0</b>	<b>56,0</b>	<b>21,0</b>	<b>55,0</b>	<b>22,0</b>	<b>22,0</b>	<b>100,0</b>	<b>5</b>	<b>~2,1 kg.</b>	<b>40</b>	<b>~16,8 kg.</b>	<b>1.355,00 TL.</b>
SKP-S/625-M16	625	M16	34,0	42,0	60,0	17,0	61,0	23,0	23,0	113,0	4	~2,3 kg.	32	~18,4 kg.	2.381,00 TL.
<b>SKP-S/625-M20/SD</b>		<b>M20</b>	<b>34,0</b>	<b>42,0</b>	<b>60,0</b>	<b>21,0</b>	<b>61,0</b>	<b>23,0</b>	<b>23,0</b>	<b>113,0</b>	<b>4</b>	<b>~2,3 kg.</b>	<b>32</b>	<b>~18,4 kg.</b>	<b>2.381,00 TL.</b>

## SKP-S ÖZELLİKLERİ

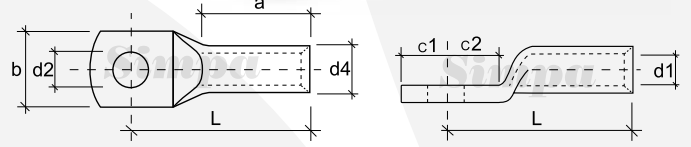
HAMMADDE	EN 13600 BAKIR BORU
MATERİAL	ELECTROLYTIC COPPER CONFORMED TO EN 13600
KAPLAMA	KALAY
COATING	TIN PLATED
BAGLANTI	SIKMA
JOINT	CLAMP COUPLING
BORU ET KALINLIĞI	KALIN
THICKNESS	THICK
KABLO GİRİŞİ	NORMAL
CABLE ENTRY	STANDARD

BU TABLODA KOYU YAZI KARAKTERİ İLE BELİRTİLMİŞ OLAN KABLO PABUÇLARI STANDART ÜRETİMİMİZDİR.  
THE CABLE LUGS WHICH ARE INDICATED IN BOLD FONT, ARE STANDARD PRODUCTS OF **Simpa**



# SKP-S1

EUROPE TİP SIKMALI KABLO PABUCU  
EUROPE TYPE TUBULAR CABLE LUGS



5846 sayılı yasa gereği fotoğrafların izinsiz yayınlanması ve kullanılması kesinlikle yasaktır.

Ürün Kodu Order Code	Kablo Kesiti Cable Section (mm <sup>2</sup> )	Civata Deligi Bolt	Boyutlar Dimensions								Kutu Adedi Box Pcs.	Kutu Ağırlığı Box Weight	Koli Adedi Parcel Pcs.	Koli Ağırlığı Box Weight	Birim Fiyatı Unit Price
			d1	d4	a	d2	b	c1	c2	L					
SKP-S1/002,5-M04	2.5	M4	2,3	4,2	6,0	4,3	7,5	4,0	5,0	13,0	1.000	~1,2 kg.	6.000	~7,2 kg.	15,75 TL.
<b>SKP-S1/002,5-M05/SD</b>		<b>M5</b>	<b>2,3</b>	<b>4,2</b>	<b>6,0</b>	<b>5,3</b>	<b>8,5</b>	<b>4,75</b>	<b>5,5</b>	<b>14,0</b>	<b>1.000</b>	<b>~1,3 kg.</b>	<b>6.000</b>	<b>~7,8 kg.</b>	<b>16,25 TL.</b>
SKP-S1/002,5-M06		M6	2,3	4,2	6,0	6,5	9,5	6,5	6,5	16,0	1.000	~1,5 kg.	6.000	~9,0 kg.	16,75 TL.
<b>SKP-S1/004-M05/SD</b>	4	<b>M5</b>	<b>3,0</b>	<b>5,0</b>	<b>8,0</b>	<b>5,3</b>	<b>9,0</b>	<b>4,75</b>	<b>6,0</b>	<b>18,0</b>	<b>700</b>	<b>~1,6 kg.</b>	<b>4.200</b>	<b>~9,6 kg.</b>	<b>18,25 TL.</b>
SKP-S1/004-M06		M6	3,0	5,0	8,0	6,5	10,0	6,5	6,5	19,0	700	~1,8 kg.	4.200	~10,8 kg.	19,00 TL.
SKP-S1/004-M08		M8	3,0	5,0	8,0	8,5	13,0	8,5	9,5	22,0	700	~2,2 kg.	4.200	~15,4 kg.	19,75 TL.
<b>SKP-S1/006-M06/SD</b>	6	<b>M6</b>	<b>3,5</b>	<b>6,5</b>	<b>9,0</b>	<b>6,5</b>	<b>12,0</b>	<b>6,5</b>	<b>7,5</b>	<b>21,0</b>	<b>500</b>	<b>~2,4 kg.</b>	<b>3.000</b>	<b>~14,4 kg.</b>	<b>20,75 TL.</b>
SKP-S1/006-M08		M8	3,5	6,5	9,0	8,5	15,0	10,0	10,0	23,0	500	~2,8 kg.	3.000	~16,8 kg.	21,00 TL.
SKP-S1/006-M10		M10	3,5	6,5	9,0	10,5	17,0	12,0	12,0	25,0	500	~3,0 kg.	3.000	~18,0 kg.	32,00 TL.
SKP-S1/006-M12		M12	3,5	6,5	9,0	13,0	19,0	13,0	13,0	28,0	400	~2,8 kg.	3.000	~16,8 kg.	37,50 TL.
SKP-S1/010-M05	10	M5	4,5	7,0	10,0	5,5	12,0	6,5	7,5	22,0	500	~2,1 kg.	3.000	~12,6 kg.	21,50 TL.
<b>SKP-S1/010-M06/SD</b>		<b>M6</b>	<b>4,5</b>	<b>7,0</b>	<b>10,0</b>	<b>6,5</b>	<b>12,0</b>	<b>6,2</b>	<b>7,5</b>	<b>22,0</b>	<b>500</b>	<b>~2,1 kg.</b>	<b>3.000</b>	<b>~12,6 kg.</b>	<b>21,50 TL.</b>
SKP-S1/010-M08		M8	4,5	7,5	10,0	8,5	15,0	10,0	10,0	25,0	400	~2,4 kg.	2.400	~14,4 kg.	25,25 TL.
SKP-S1/010-M10		M10	4,5	7,5	10,0	10,5	17,0	12,0	12,0	27,0	400	~2,6 kg.	2.400	~15,6 kg.	28,50 TL.
SKP-S1/010-M12		M12	4,5	7,5	10,0	13,0	19,0	13,0	13,0	29,0	300	~2,0 kg.	1.800	~12,0 kg.	36,75 TL.
SKP-S1/016-M05	16	M5	5,5	8,5	13,0	5,5	12,0	5,5	6,5	26,0	400	~2,2 kg.	2.400	~13,2 kg.	35,00 TL.
SKP-S1/016-M06		M6	5,5	8,5	13,0	6,5	12,0	6,2	7,5	27,0	400	~3,4 kg.	2.400	~20,4 kg.	35,00 TL.
<b>SKP-S1/016-M08/SD</b>		<b>M8</b>	<b>5,5</b>	<b>8,5</b>	<b>13,0</b>	<b>8,4</b>	<b>15,0</b>	<b>8,5</b>	<b>9,5</b>	<b>29,0</b>	<b>300</b>	<b>~2,8 kg.</b>	<b>1.800</b>	<b>~16,8 kg.</b>	<b>35,00 TL.</b>
SKP-S1/016-M10		M10	5,5	8,5	13,0	10,5	17,0	10,5	11,5	31,0	300	~3,0 kg.	1.800	~18,0 kg.	41,75 TL.
SKP-S1/016-M12		M12	5,5	8,5	13,0	13,0	19,0	13,0	13,0	33,0	250	~2,6 kg.	1.500	~15,6 kg.	50,25 TL.
SKP-S1/025-M05	25	M5	7,0	10,0	15,0	5,5	14,0	7,5	7,5	30,0	200	~2,5 kg.	1.200	~15,0 kg.	49,00 TL.
SKP-S1/025-M06		M6	7,0	10,0	15,0	6,5	14,0	7,5	7,5	30,0	200	~2,4 kg.	1.200	~14,4 kg.	49,00 TL.
<b>SKP-S1/025-M08/SD</b>		<b>M8</b>	<b>7,0</b>	<b>10,0</b>	<b>15,0</b>	<b>8,4</b>	<b>16,0</b>	<b>10,0</b>	<b>10,0</b>	<b>32,0</b>	<b>200</b>	<b>~2,7 kg.</b>	<b>1.200</b>	<b>~16,2 kg.</b>	<b>49,00 TL.</b>
SKP-S1/025-M10		M10	7,0	10,0	15,0	10,5	18,0	12,0	12,0	34,0	200	~2,8 kg.	1.200	~16,8 kg.	53,50 TL.
SKP-S1/025-M12		M12	7,0	10,0	15,0	13,0	19,0	13,0	13,0	35,0	200	~2,8 kg.	1.200	~16,8 kg.	60,25 TL.
SKP-S1/035-M06	35	M6	8,5	12,0	17,0	6,5	17,0	7,5	7,5	32,0	125	~2,3 kg.	750	~13,8 kg.	71,25 TL.
<b>SKP-S1/035-M08/SD</b>		<b>M8</b>	<b>8,5</b>	<b>12,0</b>	<b>17,0</b>	<b>8,4</b>	<b>17,0</b>	<b>10,0</b>	<b>10,0</b>	<b>34,0</b>	<b>125</b>	<b>~2,5 kg.</b>	<b>750</b>	<b>~15,0 kg.</b>	<b>71,25 TL.</b>
SKP-S1/035-M10		M10	8,5	12,0	17,0	10,5	19,0	12,0	12,0	37,0	125	~2,7 kg.	750	~16,2 kg.	83,00 TL.
SKP-S1/035-M12		M12	8,5	12,0	17,0	13,0	21,0	13,0	13,0	38,0	125	~2,7 kg.	750	~16,2 kg.	86,25 TL.
SKP-S1/035-M16		M16	8,5	12,0	17,0	17,0	26,0	16,0	16,0	42,0	100	~2,9 kg.	600	~17,4 kg.	107,00 TL.
SKP-S1/050-M06	50	M6	10,0	14,0	19,0	6,5	20,0	10,0	10,0	37,0	80	~2,4 kg.	480	~14,4 kg.	116,25 TL.
SKP-S1/050-M08		M8	10,0	14,0	19,0	8,5	20,0	10,0	10,0	37,0	80	~2,3 kg.	480	~13,8 kg.	116,25 TL.
<b>SKP-S1/050-M10/SD</b>		<b>M10</b>	<b>10,0</b>	<b>14,0</b>	<b>19,0</b>	<b>10,5</b>	<b>20,0</b>	<b>12,0</b>	<b>12,0</b>	<b>39,0</b>	<b>80</b>	<b>~2,5 kg.</b>	<b>480</b>	<b>~15,0 kg.</b>	<b>111,75 TL.</b>
SKP-S1/050-M12		M12	10,0	14,0	19,0	13,0	23,0	13,0	13,0	43,0	80	~2,7 kg.	480	~16,2 kg.	126,50 TL.
SKP-S1/050-M14		M14	10,0	14,0	19,0	15,0	23,0	14,5	14,5	45,0	80	~2,7 kg.	480	~16,2 kg.	127,75 TL.
SKP-S1/050-M16		M16	10,0	14,0	19,0	17,0	28,0	16,0	16,0	46,0	80	~2,8 kg.	480	~16,8 kg.	146,25 TL.
SKP-S1/050-M20	M20	10,0	14,0	19,0	21,0	30,0	19,0	19,0	48,0	80	~2,7 kg.	480	~16,2 kg.	165,75 TL.	

Ürün Kodu Order Code	Kablo Kesiti Cable Section (mm <sup>2</sup> )	Civata Deliği Bolt	Boyutlar Dimensions								Kutu Adedi Box Pcs.	Kutu Ağırlığı Box Weight	Koli Adedi Parcel Pcs.	Koli Ağırlığı Box Weight	Birim Fiyatı Unit Price
			d1	d4	a	d2	b	c1	c2	L					
SKP-S1/070-M06	70	M6	12,0	16,5	21,0	6,5	23,0	10,0	10,0	43,0	60	~2,8 kg.	360	~16,8 kg.	161,00 TL.
SKP-S1/070-M08		M8	12,0	16,5	21,0	8,5	23,0	10,0	10,0	43,0	60	~2,7 kg.	360	~16,2 kg.	159,00 TL.
<b>SKP-S1/070-M10/SD</b>		<b>M10</b>	<b>12,0</b>	<b>16,5</b>	<b>21,0</b>	<b>10,5</b>	<b>23,0</b>	<b>12,0</b>	<b>12,0</b>	<b>44,0</b>	<b>60</b>	<b>~2,8 kg.</b>	<b>360</b>	<b>~16,8 kg.</b>	<b>159,00 TL.</b>
SKP-S1/070-M12		M12	12,0	16,5	21,0	13,0	23,0	13,0	13,0	46,0	60	~2,9 kg.	360	~17,4 kg.	170,25 TL.
SKP-S1/070-M14		M14	12,0	16,5	21,0	15,0	23,0	14,5	14,5	48,0	60	~2,9 kg.	360	~17,4 kg.	177,25 TL.
SKP-S1/070-M16		M16	12,0	16,5	21,0	17,0	28,0	16,0	16,0	50,0	50	~2,6 kg.	300	~15,6 kg.	233,50 TL.
SKP-S1/070-M20		M20	12,0	16,5	21,0	21,0	30,0	19,0	19,0	53,0	50	~2,6 kg.	300	~15,6 kg.	258,50 TL.
SKP-S1/095-M08		95	M8	13,5	18,0	25,0	8,5	26,0	12,0	12,0	48,0	50	~2,9 kg.	300	~17,4 kg.
SKP-S1/095-M10	M10		13,5	18,0	25,0	10,5	26,0	12,0	12,0	48,0	50	~2,9 kg.	300	~17,4 kg.	177,25 TL.
<b>SKP-S1/095-M12/SD</b>	<b>M12</b>		<b>13,5</b>	<b>18,0</b>	<b>25,0</b>	<b>13,0</b>	<b>26,0</b>	<b>13,0</b>	<b>13,0</b>	<b>49,0</b>	<b>50</b>	<b>~2,8 kg.</b>	<b>300</b>	<b>~16,8 kg.</b>	<b>177,25 TL.</b>
SKP-S1/095-M14	M14		13,5	18,0	25,0	15,0	26,0	14,5	14,5	51,0	50	~2,9 kg.	300	~17,4 kg.	178,25 TL.
SKP-S1/095-M16	M16		13,5	18,0	25,0	17,0	28,0	16,0	16,0	54,0	50	~3,0 kg.	300	~18,0 kg.	185,25 TL.
SKP-S1/095-M20	M20		13,5	18,0	25,0	21,0	36,0	22,0	22,0	60,0	40	~2,8 kg.	240	~16,8 kg.	252,00 TL.
SKP-S1/120-M08	120	M8	15,0	19,5	26,0	8,5	28,0	14,0	14,0	51,0	40	~2,7 kg.	240	~16,2 kg.	190,50 TL.
SKP-S1/120-M10		M10	15,0	19,5	26,0	10,5	28,0	14,0	14,0	51,0	40	~2,7 kg.	240	~16,2 kg.	190,50 TL.
<b>SKP-S1/120-M12/SD</b>		<b>M12</b>	<b>15,0</b>	<b>19,5</b>	<b>26,0</b>	<b>13,0</b>	<b>28,0</b>	<b>14,0</b>	<b>14,0</b>	<b>51,0</b>	<b>40</b>	<b>~2,6 kg.</b>	<b>240</b>	<b>~15,6 kg.</b>	<b>190,50 TL.</b>
SKP-S1/120-M14		M14	15,0	19,5	26,0	15,0	28,0	15,0	15,0	52,0	40	~2,6 kg.	240	~15,6 kg.	190,50 TL.
SKP-S1/120-M16		M16	15,0	19,5	26,0	17,0	30,0	16,0	16,0	54,0	40	~2,7 kg.	240	~16,2 kg.	192,25 TL.
SKP-S1/120-M20		M20	15,0	19,5	26,0	21,0	36,0	22,0	22,0	63,0	30	~2,4 kg.	180	~14,4 kg.	242,75 TL.
SKP-S1/150-M08	150	M8	16,5	21,0	30,0	8,5	31,0	14,0	14,0	56,0	30	~2,4 kg.	180	~14,4 kg.	253,00 TL.
SKP-S1/150-M10		M10	16,5	21,0	30,0	10,5	31,0	14,0	14,0	56,0	30	~2,4 kg.	180	~14,4 kg.	262,25 TL.
<b>SKP-S1/150-M12/SD</b>		<b>M12</b>	<b>16,5</b>	<b>21,0</b>	<b>30,0</b>	<b>13,0</b>	<b>31,0</b>	<b>15,0</b>	<b>15,0</b>	<b>57,0</b>	<b>30</b>	<b>~2,4 kg.</b>	<b>180</b>	<b>~14,4 kg.</b>	<b>262,25 TL.</b>
SKP-S1/150-M14		M14	16,5	21,0	30,0	15,0	31,0	15,0	15,0	57,0	30	~2,4 kg.	180	~14,4 kg.	262,25 TL.
SKP-S1/150-M16		M16	16,5	21,0	30,0	17,0	31,0	16,0	16,0	58,0	30	~2,3 kg.	180	~13,8 kg.	262,25 TL.
SKP-S1/150-M20		M20	16,5	21,0	30,0	21,0	36,0	22,0	22,0	66,0	30	~2,7 kg.	180	~16,2 kg.	283,50 TL.
SKP-S1/185-M10	185	M10	19,0	24,0	30,0	10,5	35,0	18,0	18,0	65,0	20	~2,5 kg.	120	~15,0 kg.	313,00 TL.
SKP-S1/185-M12		M12	19,0	24,0	30,0	13,0	35,0	18,0	18,0	65,0	20	~2,4 kg.	120	~14,4 kg.	313,00 TL.
SKP-S1/185-M14		M14	19,0	24,0	30,0	15,0	35,0	18,0	18,0	65,0	20	~2,3 kg.	120	~13,8 kg.	313,00 TL.
<b>SKP-S1/185-M16/SD</b>		<b>M16</b>	<b>19,0</b>	<b>24,0</b>	<b>30,0</b>	<b>17,0</b>	<b>35,0</b>	<b>18,0</b>	<b>18,0</b>	<b>65,0</b>	<b>20</b>	<b>~2,3 kg.</b>	<b>120</b>	<b>~13,8 kg.</b>	<b>313,00 TL.</b>
SKP-S1/185-M20		M20	19,0	24,0	30,0	21,0	39,0	22,0	22,0	69,0	20	~2,4 kg.	120	~14,4 kg.	329,00 TL.
SKP-S1/240-M10		240	M10	21,0	26,0	35,0	10,5	39,0	21,5	19,0	72,0	20	~3,0 kg.	120	~18,0 kg.
SKP-S1/240-M12	M12		21,0	26,0	35,0	13,0	39,0	21,5	19,0	72,0	20	~3,0 kg.	120	~18,0 kg.	410,75 TL.
SKP-S1/240-M14	M14		21,0	26,0	35,0	15,0	39,0	21,5	19,0	72,0	20	~3,0 kg.	120	~18,0 kg.	410,75 TL.
<b>SKP-S1/240-M16/SD</b>	<b>M16</b>		<b>21,0</b>	<b>26,0</b>	<b>35,0</b>	<b>17,0</b>	<b>39,0</b>	<b>21,5</b>	<b>19,0</b>	<b>72,0</b>	<b>20</b>	<b>~2,9 kg.</b>	<b>120</b>	<b>~17,4 kg.</b>	<b>410,75 TL.</b>
SKP-S1/240-M20	M20		21,0	26,0	35,0	21,0	39,0	21,5	19,0	72,0	20	~2,8 kg.	120	~16,8 kg.	424,50 TL.
SKP-S1/300-M12	300		M12	23,5	29,5	44,0	13,0	43,0	24,0	24,0	87,0	8	~1,9 kg.	48	~11,4 kg.
SKP-S1/300-M14		M14	23,5	29,5	44,0	15,0	43,0	24,0	24,0	87,0	8	~1,9 kg.	48	~11,4 kg.	567,00 TL.
SKP-S1/300-M16		M16	23,5	29,5	44,0	17,0	43,0	24,0	24,0	87,0	8	~1,9 kg.	48	~11,4 kg.	567,00 TL.
<b>SKP-S1/300-M20/SD</b>		<b>M20</b>	<b>23,5</b>	<b>29,5</b>	<b>44,0</b>	<b>21,0</b>	<b>43,0</b>	<b>24,0</b>	<b>24,0</b>	<b>87,0</b>	<b>8</b>	<b>~1,9 kg.</b>	<b>48</b>	<b>~11,4 kg.</b>	<b>567,00 TL.</b>
SKP-S1/400-M12	400	M12	27,0	34,0	44,0	13,0	49,0	24,0	24,0	90,0	6	~2,0 kg.	36	~12,0 kg.	846,50 TL.
SKP-S1/400-M14		M14	27,0	34,0	44,0	15,0	49,0	24,0	24,0	90,0	6	~2,0 kg.	36	~12,0 kg.	846,50 TL.
SKP-S1/400-M16		M16	27,0	34,0	44,0	17,0	49,0	24,0	24,0	90,0	6	~2,0 kg.	36	~12,0 kg.	846,50 TL.
<b>SKP-S1/400-M20/SD</b>		<b>M20</b>	<b>27,0</b>	<b>34,0</b>	<b>44,0</b>	<b>21,0</b>	<b>49,0</b>	<b>24,0</b>	<b>24,0</b>	<b>90,0</b>	<b>6</b>	<b>~1,9 kg.</b>	<b>36</b>	<b>~11,4 kg.</b>	<b>874,00 TL.</b>

## SKP-S1 ÖZELLİKLERİ

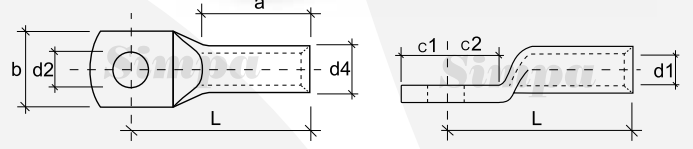
HAMMADDE	EN 13600 BAKIR BORU
MATERİAL	ELECTROLYTIC COPPER CONFORMED TO EN 13600
KAPLAMA	KALAY
COATING	TIN PLATED
BAĞLANTI	SIKMA
JOINT	CLAMP COUPLING
BORU ET KALINLIĞI	ÇOK KALIN
THICKNESS	VERY THICK
KABLO GİRİŞİ	NORMAL
CABLE ENTRY	STANDARD

BU TABLODA KOYU YAZI KARAKTERİ İLE BELİRTİLMİŞ OLAN KABLO PABUÇLARI STANDART ÜRETİMİMİZDİR.  
THE CABLE LUGS WHICH ARE INDICATED IN BOLD FONT, ARE STANDARD PRODUCTS OF **Simpa**



# SKP-S2

## SIKMALI KABLO PABUCU LONG BARREL TUBULAR CABLE LUGS



5846 sayılı yasa gereği fotoğrafların izinsiz yayınlanması ve kullanılması kesinlikle yasaktır.

Ürün Kodu Order Code	Kablo Kesiti Cable Section (mm <sup>2</sup> )	Civata Deliği Bolt	Boyutlar Dimensions								Kutu Adedi Box Pcs.	Kutu Ağırlığı Box Weight	Koli Adedi Parcel Pcs.	Koli Ağırlığı Box Weight	Birim Fiyatı Unit Price
			d1	d4	a	d2	b	c1	c2	L					
SKP-S2/010-M05	10	M5	4,5	7,0	14,0	5,5	12,0	6,5	7,5	26,0	400	~2,6 kg.	3.200	~20,8 kg.	26,75 TL.
<b>SKP-S2/010-M06/SD</b>		<b>M6</b>	<b>4,5</b>	<b>7,0</b>	<b>14,0</b>	<b>6,5</b>	<b>12,0</b>	<b>6,2</b>	<b>7,5</b>	<b>26,0</b>	<b>400</b>	<b>~2,4 kg.</b>	<b>3.200</b>	<b>~19,2 kg.</b>	<b>25,75 TL.</b>
SKP-S2/010-M08		M8	4,5	7,5	14,0	8,5	15,0	10,0	10,0	29,0	400	~2,7 kg.	3.200	~21,6 kg.	30,50 TL.
SKP-S2/010-M10		M10	4,5	7,5	14,0	10,5	17,0	12,0	12,0	31,0	350	~2,5 kg.	2.800	~20,0 kg.	34,00 TL.
SKP-S2/010-M12		M12	4,5	7,5	14,0	13,0	19,0	13,0	13,0	33,0	300	~3,0 kg.	2.400	~24,0 kg.	44,50 TL.
SKP-S2/016-M05	16	M5	5,5	8,5	17,0	5,5	12,0	5,5	6,5	30,0	250	~2,5 kg.	2.000	~20,0 kg.	44,50 TL.
SKP-S2/016-M06		M6	5,5	8,5	17,0	6,5	12,0	6,2	7,5	31,0	250	~2,6 kg.	2.000	~20,8 kg.	44,50 TL.
<b>SKP-S2/016-M08/SD</b>		<b>M8</b>	<b>5,5</b>	<b>8,5</b>	<b>17,0</b>	<b>8,4</b>	<b>15,0</b>	<b>8,5</b>	<b>9,5</b>	<b>33,0</b>	<b>250</b>	<b>~2,7 kg.</b>	<b>2.000</b>	<b>~21,6 kg.</b>	<b>41,50 TL.</b>
SKP-S2/016-M10		M10	5,5	8,5	17,0	10,5	17,0	10,5	11,5	35,0	250	~2,9 kg.	2.000	~23,2 kg.	51,25 TL.
SKP-S2/016-M12		M12	5,5	8,5	17,0	13,0	19,0	13,0	13,0	37,0	250	~3,1 kg.	2.000	~24,8 kg.	60,00 TL.
SKP-S2/025-M05	25	M5	7,0	10,0	19,0	5,5	14,0	7,5	7,5	34,0	175	~2,4 kg.	1.400	~19,2 kg.	58,25 TL.
SKP-S2/025-M06		M6	7,0	10,0	19,0	6,5	14,0	7,5	7,5	34,0	175	~2,4 kg.	1.400	~19,2 kg.	58,25 TL.
<b>SKP-S2/025-M08/SD</b>		<b>M8</b>	<b>7,0</b>	<b>10,0</b>	<b>19,0</b>	<b>8,4</b>	<b>16,0</b>	<b>10,0</b>	<b>10,0</b>	<b>36,0</b>	<b>175</b>	<b>~2,6 kg.</b>	<b>1.400</b>	<b>~20,8 kg.</b>	<b>58,25 TL.</b>
SKP-S2/025-M10		M10	7,0	10,0	19,0	10,5	18,0	12,0	12,0	38,0	175	~2,8 kg.	1.400	~22,4 kg.	64,00 TL.
SKP-S2/025-M12		M12	7,0	10,0	19,0	13,0	19,0	13,0	13,0	39,0	175	~2,7 kg.	1.400	~21,6 kg.	72,50 TL.
SKP-S2/035-M06	35	M6	8,5	12,0	23,0	6,5	17,0	7,5	7,5	38,0	100	~2,2 kg.	800	~17,6 kg.	86,25 TL.
<b>SKP-S2/035-M08/SD</b>		<b>M8</b>	<b>8,5</b>	<b>12,0</b>	<b>23,0</b>	<b>8,4</b>	<b>17,0</b>	<b>10,0</b>	<b>10,0</b>	<b>40,0</b>	<b>100</b>	<b>~2,3 kg.</b>	<b>800</b>	<b>~18,4 kg.</b>	<b>86,25 TL.</b>
SKP-S2/035-M10		M10	8,5	12,0	23,0	10,5	19,0	12,0	12,0	43,0	100	~2,5 kg.	800	~20,0 kg.	95,50 TL.
SKP-S2/035-M12		M12	8,5	12,0	23,0	13,0	21,0	13,0	13,0	44,0	100	~2,5 kg.	800	~20,0 kg.	102,00 TL.
SKP-S2/035-M16		M16	8,5	12,0	23,0	17,0	26,0	16,0	16,0	48,0	100	~2,6 kg.	800	~20,8 kg.	127,75 TL.
SKP-S2/050-M06	50	M6	10,0	14,0	25,0	6,5	20,0	10,0	10,0	43,0	60	~2,1 kg.	480	~16,8 kg.	133,50 TL.
SKP-S2/050-M08		M8	10,0	14,0	25,0	8,5	20,0	10,0	10,0	43,0	60	~2,0 kg.	480	~16,0 kg.	133,50 TL.
<b>SKP-S2/050-M10/SD</b>		<b>M10</b>	<b>10,0</b>	<b>14,0</b>	<b>25,0</b>	<b>10,5</b>	<b>20,0</b>	<b>12,0</b>	<b>12,0</b>	<b>45,0</b>	<b>60</b>	<b>~2,1 kg.</b>	<b>480</b>	<b>~16,8 kg.</b>	<b>127,75 TL.</b>
SKP-S2/050-M12		M12	10,0	14,0	25,0	13,0	23,0	13,0	13,0	49,0	60	~2,3 kg.	480	~18,4 kg.	149,50 TL.
SKP-S2/050-M16		M16	10,0	14,0	25,0	17,0	28,0	16,0	16,0	52,0	60	~2,3 kg.	480	~18,4 kg.	178,25 TL.
SKP-S2/050-M20	M20	10,0	14,0	25,0	21,0	30,0	19,0	19,0	54,0	60	~2,3 kg.	480	~18,4 kg.	193,25 TL.	
SKP-S2/070-M06	70	M6	12,0	16,5	29,0	6,5	23,0	10,0	10,0	51,0	50	~2,7 kg.	400	~21,6 kg.	193,25 TL.
SKP-S2/070-M08		M8	12,0	16,5	29,0	8,5	23,0	10,0	10,0	51,0	50	~2,6 kg.	400	~20,8 kg.	193,25 TL.
<b>SKP-S2/070-M10/SD</b>		<b>M10</b>	<b>12,0</b>	<b>16,5</b>	<b>29,0</b>	<b>10,5</b>	<b>23,0</b>	<b>12,0</b>	<b>12,0</b>	<b>52,0</b>	<b>50</b>	<b>~2,7 kg.</b>	<b>400</b>	<b>~21,6 kg.</b>	<b>189,75 TL.</b>
SKP-S2/070-M12		M12	12,0	16,5	29,0	13,0	23,0	13,0	13,0	54,0	50	~2,7 kg.	400	~21,6 kg.	207,00 TL.
SKP-S2/070-M16		M16	12,0	16,5	29,0	17,0	28,0	16,0	16,0	58,0	50	~2,9 kg.	400	~23,2 kg.	271,50 TL.
SKP-S2/070-M20	M20	12,0	16,5	29,0	21,0	30,0	19,0	19,0	61,0	50	~3,0 kg.	400	~24,0 kg.	304,75 TL.	
SKP-S2/095-M08	95	M8	13,5	18,0	33,0	8,5	26,0	12,0	12,0	56,0	40	~2,6 kg.	320	~20,8 kg.	207,00 TL.
SKP-S2/095-M10		M10	13,5	18,0	33,0	10,5	26,0	12,0	12,0	56,0	40	~2,6 kg.	320	~20,8 kg.	207,00 TL.
<b>SKP-S2/095-M12/SD</b>		<b>M12</b>	<b>13,5</b>	<b>18,0</b>	<b>33,0</b>	<b>13,0</b>	<b>26,0</b>	<b>13,0</b>	<b>13,0</b>	<b>57,0</b>	<b>40</b>	<b>~2,6 kg.</b>	<b>320</b>	<b>~20,8 kg.</b>	<b>204,75 TL.</b>
SKP-S2/095-M16		M16	13,5	18,0	33,0	17,0	28,0	16,0	16,0	62,0	40	~2,7 kg.	320	~21,6 kg.	238,25 TL.
SKP-S2/095-M20		M20	13,5	18,0	33,0	21,0	36,0	22,0	22,0	68,0	40	~3,1 kg.	320	~24,8 kg.	304,75 TL.
SKP-S2/120-M08	120	M8	15,0	19,5	36,0	8,5	28,0	14,0	14,0	61,0	30	~2,4 kg.	240	~19,2 kg.	250,75 TL.
SKP-S2/120-M10		M10	15,0	19,5	36,0	10,5	28,0	14,0	14,0	61,0	30	~2,3 kg.	240	~18,4 kg.	250,75 TL.
<b>SKP-S2/120-M12/SD</b>		<b>M12</b>	<b>15,0</b>	<b>19,5</b>	<b>36,0</b>	<b>13,0</b>	<b>28,0</b>	<b>14,0</b>	<b>14,0</b>	<b>61,0</b>	<b>30</b>	<b>~2,3 kg.</b>	<b>240</b>	<b>~18,4 kg.</b>	<b>238,25 TL.</b>
SKP-S2/120-M16		M16	15,0	19,5	36,0	17,0	30,0	16,0	16,0	64,0	30	~2,3 kg.	240	~18,4 kg.	254,25 TL.
SKP-S2/120-M20		M20	15,0	19,5	36,0	21,0	36,0	22,0	22,0	73,0	30	~2,7 kg.	240	~21,6 kg.	306,00 TL.

Ürün Kodu Order Code	Kablo Kesiti Cable Section (mm <sup>2</sup> )	Civata Deliği Bolt	Boyutlar Dimensions								Kutu Adedi Box Pcs.	Kutu Ağırlığı Box Weight	Koli Adedi Parcel Pcs.	Koli Ağırlığı Box Weight	Birim Fiyatı Unit Price
			d1	d4	a	d2	b	c1	c2	L					
SKP-S2/150-M08	<b>150</b>	M8	16,5	21,0	40,0	8,5	31,0	14,0	14,0	66,0	25	~2,3 kg.	200	~18,4 kg.	306,00 TL.
SKP-S2/150-M10		M10	16,5	21,0	40,0	10,5	31,0	14,0	14,0	66,0	25	~2,3 kg.	200	~18,4 kg.	306,00 TL.
<b>SKP-S2/150-M12/SD</b>		<b>M12</b>	<b>16,5</b>	<b>21,0</b>	<b>40,0</b>	<b>13,0</b>	<b>31,0</b>	<b>15,0</b>	<b>15,0</b>	<b>67,0</b>	<b>25</b>	<b>~2,3 kg.</b>	<b>200</b>	<b>~18,4 kg.</b>	<b>299,00 TL.</b>
SKP-S2/150-M16		M16	16,5	21,0	40,0	17,0	31,0	16,0	16,0	68,0	25	~2,2 kg.	200	~17,6 kg.	310,50 TL.
SKP-S2/150-M20		M20	16,5	21,0	40,0	21,0	36,0	22,0	22,0	76,0	25	~2,6 kg.	200	~20,8 kg.	327,75 TL.
SKP-S2/185-M10	<b>185</b>	M10	19,0	24,0	42,0	10,5	35,0	16,0	16,0	72,5	20	~2,6 kg.	160	~20,8 kg.	384,25 TL.
<b>SKP-S2/185-M12/SD</b>		<b>M12</b>	<b>19,0</b>	<b>24,0</b>	<b>42,0</b>	<b>13,0</b>	<b>35,0</b>	<b>16,0</b>	<b>16,0</b>	<b>72,5</b>	<b>20</b>	<b>~2,6 kg.</b>	<b>160</b>	<b>~20,8 kg.</b>	<b>384,25 TL.</b>
SKP-S2/185-M16		M16	19,0	24,0	42,0	17,0	35,0	16,0	16,0	72,5	20	~2,7 kg.	160	~21,6 kg.	384,25 TL.
SKP-S2/185-M20		M20	19,0	24,0	42,0	21,0	39,0	21,5	19,0	76,5	20	~2,8 kg.	160	~22,4 kg.	428,00 TL.
SKP-S2/240-M10	<b>240</b>	M10	21,0	26,0	45,0	10,5	39,0	16,5	16,5	79,0	15	~2,5 kg.	120	~20,0 kg.	437,00 TL.
<b>SKP-S2/240-M12/SD</b>		<b>M12</b>	<b>21,0</b>	<b>26,0</b>	<b>45,0</b>	<b>13,0</b>	<b>39,0</b>	<b>16,5</b>	<b>16,5</b>	<b>79,0</b>	<b>15</b>	<b>~2,3 kg.</b>	<b>120</b>	<b>~18,4 kg.</b>	<b>437,00 TL.</b>
SKP-S2/240-M16		M16	21,0	26,0	45,0	17,0	39,0	16,5	16,5	79,0	15	~2,4 kg.	120	~19,2 kg.	437,00 TL.
SKP-S2/240-M20		M20	21,0	26,0	45,0	21,0	39,0	21,5	19,0	82,0	15	~2,4 kg.	120	~19,2 kg.	451,00 TL.
SKP-S2/300-M12	<b>300</b>	M12	23,5	29,5	56,0	13,0	43,0	24,0	24,0	99,0	8	~2,2 kg.	64	~17,6 kg.	727,00 TL.
SKP-S2/300-M16		M16	23,5	29,5	56,0	17,0	43,0	24,0	24,0	99,0	8	~2,1 kg.	64	~16,8 kg.	727,00 TL.
<b>SKP-S2/300-M20/SD</b>		<b>M20</b>	<b>23,5</b>	<b>29,5</b>	<b>56,0</b>	<b>21,0</b>	<b>43,0</b>	<b>24,0</b>	<b>24,0</b>	<b>99,0</b>	<b>8</b>	<b>~2,1 kg.</b>	<b>64</b>	<b>~16,8 kg.</b>	<b>727,00 TL.</b>
SKP-S2/400-M12		<b>400</b>	M12	27,0	34,0	60,0	13,0	49,0	24,0	24,0	106,0	6	~2,3 kg.	48	~18,4 kg.
SKP-S2/400-M16	M16		27,0	34,0	60,0	17,0	49,0	24,0	24,0	106,0	6	~2,3 kg.	48	~18,4 kg.	1.124,75 TL.
<b>SKP-S2/400-M20/SD</b>	<b>M20</b>		<b>27,0</b>	<b>34,0</b>	<b>60,0</b>	<b>21,0</b>	<b>49,0</b>	<b>24,0</b>	<b>24,0</b>	<b>106,0</b>	<b>6</b>	<b>~2,2 kg.</b>	<b>48</b>	<b>~17,6 kg.</b>	<b>1.124,75 TL.</b>

## SKP-S2 ÖZELLİKLERİ

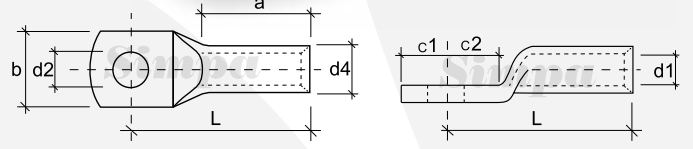
HAMMADDE	EN 13600 BAKIR BORU
METERIAL	ELECTROLYTIC COPPER CONFORMED TO EN 13600
KAPLAMA	KALAY
COATING	TIN PLATED
BAĞLANTI	SIKMA
JOINT	CLAMP COUPLING
BORU ET KALINLIĞI	ÇOK KALIN
THICKNESS	VERY THICK
KABLO GİRİŞİ	UZUN
CABLE ENTRY	LONG

BU TABLODA KOYU YAZI KARAKTERİ İLE BELİRTİLMİŞ OLAN KABLO PABUÇLARI STANDART ÜRETİMİMİZDİR.  
THE CABLE LUGS WHICH ARE INDICATED IN BOLD FONT, ARE STANDARD PRODUCTS OF **Simpa**



# SKP-S3

## SIKMALI KABLO PABUCU LONGER BARREL TUBULAR CABLE LUGS



5846 sayılı yasa gereği fotoğrafların izinsiz yayınlanması ve kullanılması kesinlikle yasaktır.

Ürün Kodu Order Code	Kablo Kesiti Cable Section (mm <sup>2</sup> )	Civata Deliği Bolt	Boyutlar Dimensions								Kutu Adedi Box Pcs.	Kutu Ağırlığı Box Weight	Koli Adedi Parcel Pcs.	Koli Ağırlığı Box Weight	Birim Fiyatı Unit Price
			d1	d4	a	d2	b	c1	c2	L					
SKP-S3/025-M05	25	M5	7,0	10,0	40,0	5,5	14,0	7,5	7,5	55,0	125	~2,7 kg.	750	~16,2 kg.	65,75 TL.
SKP-S3/025-M06		M6	7,0	10,0	40,0	6,5	14,0	7,5	7,5	55,0	125	~2,6 kg.	750	~15,6 kg.	65,75 TL.
<b>SKP-S3/025-M08/SD</b>		<b>M8</b>	<b>7,0</b>	<b>10,0</b>	<b>40,0</b>	<b>8,4</b>	<b>16,0</b>	<b>10,0</b>	<b>10,0</b>	<b>57,0</b>	<b>125</b>	<b>~2,8 kg.</b>	<b>750</b>	<b>~16,8 kg.</b>	<b>65,75 TL.</b>
SKP-S3/025-M10		M10	7,0	10,0	40,0	10,5	18,0	12,0	12,0	59,0	125	~2,9 kg.	750	~17,4 kg.	73,75 TL.
SKP-S3/025-M12		M12	7,0	10,0	40,0	13,0	19,0	13,0	13,0	60,0	125	~2,9 kg.	750	~17,4 kg.	86,25 TL.
SKP-S3/025-M14		M14	7,0	10,0	40,0	15,0	21,0	14,5	14,5	63,0	125	~3,0 kg.	750	~18,0 kg.	101,25 TL.
SKP-S3/035-M06	35	M6	8,5	12,0	40,0	6,5	17,0	7,5	7,5	55,0	80	~2,4 kg.	480	~14,4 kg.	108,50 TL.
<b>SKP-S3/035-M08/SD</b>		<b>M8</b>	<b>8,5</b>	<b>12,0</b>	<b>40,0</b>	<b>8,4</b>	<b>17,0</b>	<b>10,0</b>	<b>10,0</b>	<b>57,0</b>	<b>80</b>	<b>~2,4 kg.</b>	<b>480</b>	<b>~14,4 kg.</b>	<b>107,00 TL.</b>
SKP-S3/035-M10		M10	8,5	12,0	40,0	10,5	19,0	12,0	12,0	60,0	80	~2,7 kg.	480	~16,2 kg.	115,00 TL.
SKP-S3/035-M12		M12	8,5	12,0	40,0	13,0	21,0	13,0	13,0	61,0	80	~2,7 kg.	480	~16,2 kg.	119,75 TL.
SKP-S3/035-M14		M14	8,5	12,0	40,0	15,0	21,0	14,5	14,5	63,0	80	~2,7 kg.	480	~16,2 kg.	135,75 TL.
SKP-S3/035-M16		M16	8,5	12,0	40,0	17,0	26,0	16,0	16,0	65,0	80	~2,8 kg.	480	~16,8 kg.	155,25 TL.
SKP-S3/050-M06	50	M6	10,0	14,0	50,0	6,5	20,0	10,0	10,0	68,0	50	~2,6 kg.	300	~15,6 kg.	172,50 TL.
SKP-S3/050-M08		M8	10,0	14,0	50,0	8,5	20,0	10,0	10,0	68,0	50	~2,5 kg.	300	~15,0 kg.	172,50 TL.
<b>SKP-S3/050-M10/SD</b>		<b>M10</b>	<b>10,0</b>	<b>14,0</b>	<b>50,0</b>	<b>10,5</b>	<b>20,0</b>	<b>12,0</b>	<b>12,0</b>	<b>70,0</b>	<b>50</b>	<b>~2,6 kg.</b>	<b>300</b>	<b>~15,6 kg.</b>	<b>172,50 TL.</b>
SKP-S3/050-M12		M12	10,0	14,0	50,0	13,0	23,0	13,0	13,0	74,0	50	~2,7 kg.	300	~16,2 kg.	184,00 TL.
SKP-S3/050-M14		M14	10,0	14,0	50,0	15,0	23,0	14,5	14,5	76,0	50	~2,7 kg.	300	~16,2 kg.	195,50 TL.
SKP-S3/050-M16		M16	10,0	14,0	50,0	17,0	28,0	16,0	16,0	77,0	50	~2,8 kg.	300	~16,8 kg.	204,75 TL.
SKP-S3/050-M20	M20	10,0	14,0	50,0	21,0	30,0	19,0	19,0	79,0	50	~2,8 kg.	300	~16,8 kg.	234,75 TL.	
SKP-S3/070-M06	70	M6	12,0	16,5	50,0	6,5	23,0	10,0	10,0	72,0	40	~2,9 kg.	240	~17,4 kg.	223,25 TL.
SKP-S3/070-M08		M8	12,0	16,5	50,0	8,5	23,0	10,0	10,0	72,0	40	~2,9 kg.	240	~17,4 kg.	218,50 TL.
<b>SKP-S3/070-M10/SD</b>		<b>M10</b>	<b>12,0</b>	<b>16,5</b>	<b>50,0</b>	<b>10,5</b>	<b>23,0</b>	<b>12,0</b>	<b>12,0</b>	<b>73,0</b>	<b>40</b>	<b>~2,9 kg.</b>	<b>240</b>	<b>~17,4 kg.</b>	<b>218,50 TL.</b>
SKP-S3/070-M12		M12	12,0	16,5	50,0	13,0	23,0	13,0	13,0	75,0	40	~3,0 kg.	240	~18,0 kg.	241,50 TL.
SKP-S3/070-M14		M14	12,0	16,5	50,0	15,0	23,0	14,5	14,5	77,0	40	~3,0 kg.	240	~18,0 kg.	253,00 TL.
SKP-S3/070-M16		M16	12,0	16,5	50,0	17,0	28,0	16,0	16,0	79,0	40	~3,1 kg.	240	~18,6 kg.	313,00 TL.
SKP-S3/070-M20	M20	12,0	16,5	50,0	21,0	30,0	19,0	19,0	82,0	40	~3,1 kg.	240	~18,6 kg.	345,00 TL.	
SKP-S3/095-M08	95	M8	13,5	18,0	50,0	8,5	26,0	12,0	12,0	73,0	30	~2,5 kg.	180	~15,0 kg.	257,75 TL.
SKP-S3/095-M10		M10	13,5	18,0	50,0	10,5	26,0	12,0	12,0	73,0	30	~2,5 kg.	180	~15,0 kg.	257,75 TL.
<b>SKP-S3/095-M12/SD</b>		<b>M12</b>	<b>13,5</b>	<b>18,0</b>	<b>50,0</b>	<b>13,0</b>	<b>26,0</b>	<b>13,0</b>	<b>13,0</b>	<b>74,0</b>	<b>30</b>	<b>~2,5 kg.</b>	<b>180</b>	<b>~15,0 kg.</b>	<b>257,75 TL.</b>
SKP-S3/095-M14		M14	13,5	18,0	50,0	15,0	26,0	14,5	14,5	76,0	30	~2,6 kg.	180	~15,6 kg.	267,00 TL.
SKP-S3/095-M16		M16	13,5	18,0	50,0	17,0	28,0	16,0	16,0	79,0	30	~2,7 kg.	180	~16,2 kg.	283,00 TL.
SKP-S3/095-M20		M20	13,5	18,0	50,0	21,0	36,0	22,0	22,0	85,0	30	~2,8 kg.	180	~16,8 kg.	365,75 TL.
SKP-S3/120-M08	120	M8	15,0	19,5	60,0	8,5	28,0	14,0	14,0	85,0	25	~2,6 kg.	150	~15,6 kg.	306,00 TL.
SKP-S3/120-M10		M10	15,0	19,5	60,0	10,5	28,0	14,0	14,0	85,0	25	~2,6 kg.	150	~15,6 kg.	306,00 TL.
<b>SKP-S3/120-M12/SD</b>		<b>M12</b>	<b>15,0</b>	<b>19,5</b>	<b>60,0</b>	<b>13,0</b>	<b>28,0</b>	<b>14,0</b>	<b>14,0</b>	<b>85,0</b>	<b>25</b>	<b>~2,6 kg.</b>	<b>150</b>	<b>~15,6 kg.</b>	<b>306,00 TL.</b>
SKP-S3/120-M14		M14	15,0	19,5	60,0	15,0	28,0	15,0	15,0	86,0	25	~2,6 kg.	150	~15,6 kg.	322,00 TL.
SKP-S3/120-M16		M16	15,0	19,5	60,0	17,0	30,0	16,0	16,0	88,0	25	~2,7 kg.	150	~16,2 kg.	333,50 TL.
SKP-S3/120-M20		M20	15,0	19,5	60,0	21,0	36,0	22,0	22,0	97,0	25	~2,9 kg.	150	~17,4 kg.	359,00 TL.

Ürün Kodu Order Code	Kablo Kesiti Cable Section (mm <sup>2</sup> )	Civata Deliği Bolt	Boyutlar Dimensions								Kutu Adedi Box Pcs.	Kutu Ağırlığı Box Weight	Koli Adedi Parcel Pcs.	Koli Ağırlığı Box Weight	Birim Fiyatı Unit Price
			d1	d4	a	d2	b	c1	c2	L					
SKP-S3/150-M08	<b>150</b>	M8	16,5	21,0	60,0	8,5	31,0	14,0	14,0	86,0	20	~2,3 kg.	120	~13,8 kg.	359,00 TL.
SKP-S3/150-M10		M10	16,5	21,0	60,0	10,5	31,0	14,0	14,0	86,0	20	~2,3 kg.	120	~13,8 kg.	359,00 TL.
<b>SKP-S3/150-M12/SD</b>		<b>M12</b>	<b>16,5</b>	<b>21,0</b>	<b>60,0</b>	<b>13,0</b>	<b>31,0</b>	<b>15,0</b>	<b>15,0</b>	<b>87,0</b>	<b>20</b>	<b>~2,3 kg.</b>	<b>120</b>	<b>~13,8 kg.</b>	<b>345,00 TL.</b>
SKP-S3/150-M14		M14	16,5	21,0	60,0	15,0	31,0	15,0	15,0	87,0	20	~2,3 kg.	120	~13,8 kg.	345,00 TL.
SKP-S3/150-M16		M16	16,5	21,0	60,0	17,0	31,0	16,0	16,0	88,0	20	~2,3 kg.	120	~13,8 kg.	359,00 TL.
SKP-S3/150-M20		M20	16,5	21,0	60,0	21,0	36,0	22,0	22,0	96,0	20	~2,5 kg.	120	~15,0 kg.	386,50 TL.
SKP-S3/185-M10	<b>185</b>	M10	19,0	24,0	60,0	10,5	35,0	16,0	16,0	92,0	12	~2,0 kg.	72	~12,0 kg.	451,00 TL.
<b>SKP-S3/185-M12/SD</b>		<b>M12</b>	<b>19,0</b>	<b>24,0</b>	<b>60,0</b>	<b>13,0</b>	<b>35,0</b>	<b>16,0</b>	<b>16,0</b>	<b>92,0</b>	<b>12</b>	<b>~2,0 kg.</b>	<b>72</b>	<b>~12,0 kg.</b>	<b>451,00 TL.</b>
SKP-S3/185-M14		M14	19,0	24,0	60,0	15,0	35,0	16,0	16,0	92,0	12	~2,0 kg.	72	~12,0 kg.	451,00 TL.
SKP-S3/185-M16		M16	19,0	24,0	60,0	17,0	35,0	16,0	16,0	92,0	12	~1,9 kg.	72	~11,4 kg.	451,00 TL.
SKP-S3/185-M20		M20	19,0	24,0	60,0	21,0	39,0	21,5	19,0	96,0	12	~2,0 kg.	72	~12,0 kg.	471,50 TL.
SKP-S3/240-M08	<b>240</b>	M8	21,0	26,0	60,0	8,5	39,0	16,5	16,5	94,0	12	~2,3 kg.	72	~13,8 kg.	503,75 TL.
SKP-S3/240-M10		M10	21,0	26,0	60,0	10,5	39,0	16,5	16,5	94,0	12	~2,3 kg.	72	~13,8 kg.	503,75 TL.
<b>SKP-S3/240-M12/SD</b>		<b>M12</b>	<b>21,0</b>	<b>26,0</b>	<b>60,0</b>	<b>13,0</b>	<b>39,0</b>	<b>16,5</b>	<b>16,5</b>	<b>94,0</b>	<b>12</b>	<b>~2,2 kg.</b>	<b>72</b>	<b>~13,2 kg.</b>	<b>503,75 TL.</b>
SKP-S3/240-M14		M14	21,0	26,0	60,0	15,0	39,0	16,5	16,5	94,0	12	~2,1 kg.	72	~12,6 kg.	503,75 TL.
SKP-S3/240-M16		M16	21,0	26,0	60,0	17,0	39,0	16,5	16,5	94,0	12	~2,1 kg.	72	~12,6 kg.	503,75 TL.
SKP-S3/240-M20		M20	21,0	26,0	60,0	21,0	39,0	21,5	19,0	97,0	12	~2,2 kg.	72	~13,2 kg.	523,25 TL.

## SKP-S3 ÖZELLİKLERİ

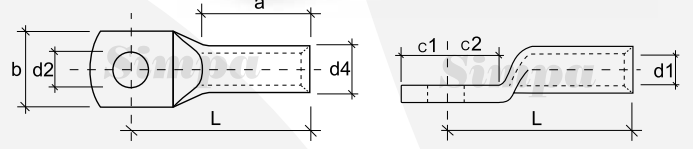
HAMMADDE	EN 13600 BAKIR BORU
MATERİAL	ELECTROLYTIC COPPER CONFORMED TO EN 13600
KAPLAMA	KALAY
COATING	TIN PLATED
BAĞLANTI	SIKMA
JOINT	CLAMP COUPLING
BORU ET KALINLIĞI	ÇOK KALIN
THICKNESS	VERY THICK
KABLO GİRİŞİ	ÇOK UZUN
CABLE ENTRY	VERY LONG

BU TABLODA KOUYU YAZI KARAKTERİ İLE BELİRTİLMİŞ OLAN KABLO PABUÇLARI STANDART ÜRETİMİMİZDİR.  
THE CABLE LUGS WHICH ARE INDICATED IN BOLD FONT, ARE STANDARD PRODUCTS OF **Simpa**



# SKP-D

## DIN 46235 TİP SIKMALI KABLO PABUCU DIN 46235 TYPE TUBULAR CABLE LUGS



5846 sayılı yasa gereği fotoğrafların izinsiz yayınlanması ve kullanılması kesinlikle yasaktır.

Ürün Kodu Order Code	Kablo Kesiti Cable Section (mm <sup>2</sup> )	Civata Deliği Bolt	Boyutlar Dimensions								Kutu Adedi Box Pcs.	Kutu Ağırlığı Box Weight	Koli Adedi Parcel Pcs.	Koli Ağırlığı Box Weight	Birim Fiyatı Unit Price	
			d1	d4	a	d2	b	c1	c2	L						
SKP-D/006-M05	6	M5	3,8	5,5	10,0	5,3	8,5	6,5	7,5	8,0	24,0	600	~1,9 kg.	3.600	~11,4 kg.	20,25 TL.
SKP-D/006-M06/SD		M6	3,8	5,5	10,0	6,4	8,5	7,5	8,0	24,0	600	~1,8 kg.	3.600	~10,8 kg.	20,25 TL.	
SKP-D/006-M08		M8	3,8	5,5	10,0	8,4	13,0	10,0	10,0	24,0	600	~1,9 kg.	3.600	~11,4 kg.	21,50 TL.	
SKP-D/010-M05	10	M5	4,5	6,0	10,0	5,3	9,0	7,0	8,5	27,0	500	~1,8 kg.	3.000	~10,8 kg.	18,50 TL.	
SKP-D/010-M06/SD		M6	4,5	6,0	10,0	6,4	9,0	7,5	8,5	27,0	500	~1,7 kg.	3.000	~10,2 kg.	18,50 TL.	
SKP-D/010-M08		M8	4,5	6,0	10,0	8,4	13,0	10,0	10,0	27,0	500	~1,8 kg.	3.000	~10,8 kg.	21,75 TL.	
SKP-D/016-M06	16	M6	5,5	8,5	20,0	6,4	13,0	7,5	8,0	36,0	200	~2,4 kg.	1.200	~14,4 kg.	42,00 TL.	
SKP-D/016-M08/SD		M8	5,5	8,5	20,0	8,4	13,0	10,0	10,0	36,0	200	~2,4 kg.	1.200	~14,4 kg.	42,00 TL.	
SKP-D/016-M10		M10	5,5	8,5	20,0	10,5	17,0	12,0	12,0	36,0	200	~2,4 kg.	1.200	~14,4 kg.	43,50 TL.	
SKP-D/016-M12		M12	5,5	8,5	20,0	13,0	18,0	13,0	13,0	36,0	200	~2,4 kg.	1.200	~14,4 kg.	50,25 TL.	
SKP-D/025-M06	25	M6	7,0	10,0	20,0	6,4	14,0	7,5	8,0	38,0	175	~2,6 kg.	1.050	~15,6 kg.	60,00 TL.	
SKP-D/025-M08/SD		M8	7,0	10,0	20,0	8,4	16,0	10,0	10,0	38,0	175	~2,7 kg.	1.050	~16,2 kg.	58,50 TL.	
SKP-D/025-M10		M10	7,0	10,0	20,0	10,5	17,0	12,0	12,0	38,0	175	~2,7 kg.	1.050	~16,2 kg.	59,25 TL.	
SKP-D/025-M12		M12	7,0	10,0	20,0	13,0	19,0	13,0	13,0	38,0	150	~2,3 kg.	900	~13,8 kg.	61,75 TL.	
SKP-D/035-M06	35	M6	8,2	12,5	20,0	6,4	17,0	7,5	8,0	42,0	100	~2,8 kg.	600	~16,8 kg.	103,50 TL.	
SKP-D/035-M08		M8	8,2	12,5	20,0	8,4	17,0	10,0	10,0	42,0	100	~2,8 kg.	600	~16,8 kg.	103,25 TL.	
SKP-D/035-M10/SD		M10	8,2	12,5	20,0	10,5	19,0	12,0	12,0	42,0	100	~3,0 kg.	600	~18,0 kg.	103,25 TL.	
SKP-D/035-M12		M12	8,2	12,5	20,0	13,0	21,0	13,0	13,0	42,0	100	~2,8 kg.	600	~16,8 kg.	103,25 TL.	
SKP-D/035-M14		M14	8,2	12,5	20,0	15,0	21,0	14,5	14,5	42,0	100	~2,6 kg.	600	~15,6 kg.	108,25 TL.	
SKP-D/050-M08	50	M8	10,0	14,5	28,0	8,4	20,0	10,0	10,0	52,0	60	~2,7 kg.	360	~16,2 kg.	158,50 TL.	
SKP-D/050-M10/SD		M10	10,0	14,5	28,0	10,5	22,0	12,0	12,0	52,0	60	~2,7 kg.	360	~16,2 kg.	158,50 TL.	
SKP-D/050-M12		M12	10,0	14,5	28,0	13,0	24,0	13,0	13,0	52,0	60	~2,7 kg.	360	~16,2 kg.	158,50 TL.	
SKP-D/050-M14		M14	10,0	14,5	28,0	15,0	24,0	14,5	14,5	52,0	60	~2,7 kg.	360	~16,2 kg.	175,25 TL.	
SKP-D/050-M16		M16	10,0	14,5	28,0	17,0	28,0	16,0	16,0	52,0	60	~2,7 kg.	360	~16,2 kg.	182,50 TL.	
SKP-D/070-M08	70	M8	11,5	16,5	28,0	8,4	24,0	10,0	10,0	55,0	50	~3,0 kg.	300	~18,0 kg.	225,00 TL.	
SKP-D/070-M10/SD		M10	11,5	16,5	28,0	10,5	24,0	12,0	12,0	55,0	50	~3,1 kg.	300	~18,6 kg.	225,00 TL.	
SKP-D/070-M12		M12	11,5	16,5	28,0	13,0	24,0	13,0	13,0	55,0	50	~3,0 kg.	300	~18,0 kg.	225,00 TL.	
SKP-D/070-M14		M14	11,5	16,5	28,0	15,0	24,0	14,5	14,5	55,0	50	~3,0 kg.	300	~18,0 kg.	230,00 TL.	
SKP-D/070-M16		M16	11,5	16,5	28,0	17,0	30,0	16,0	16,0	55,0	50	~3,0 kg.	300	~18,0 kg.	232,50 TL.	
SKP-D/095-M08	95	M8	13,5	19,0	35,0	8,4	28,0	12,0	12,0	65,0	35	~3,2 kg.	210	~19,2 kg.	292,25 TL.	
SKP-D/095-M10		M10	13,5	19,0	35,0	10,5	28,0	12,0	12,0	65,0	35	~3,2 kg.	210	~19,2 kg.	285,25 TL.	
SKP-D/095-M12/SD		M12	13,5	19,0	35,0	13,0	28,0	13,0	13,0	65,0	35	~3,1 kg.	210	~18,6 kg.	285,25 TL.	
SKP-D/095-M14		M14	13,5	19,0	35,0	15,0	28,0	14,5	14,5	65,0	35	~3,2 kg.	210	~19,2 kg.	293,25 TL.	
SKP-D/095-M16		M16	13,5	19,0	35,0	17,0	32,0	16,0	16,0	65,0	35	~3,2 kg.	210	~19,2 kg.	299,00 TL.	
SKP-D/120-M10	120	M10	15,5	21,0	35,0	10,5	32,0	15,0	16,0	70,0	30	~3,4 kg.	180	~20,4 kg.	359,00 TL.	
SKP-D/120-M12/SD		M12	15,5	21,0	35,0	13,0	32,0	16,0	17,0	70,0	30	~3,4 kg.	180	~20,4 kg.	359,00 TL.	
SKP-D/120-M14		M14	15,5	21,0	35,0	15,0	32,0	18,0	19,0	70,0	30	~3,4 kg.	180	~20,4 kg.	365,75 TL.	
SKP-D/120-M16		M16	15,5	21,0	35,0	17,0	32,0	19,0	20,0	70,0	30	~3,4 kg.	180	~20,4 kg.	372,75 TL.	
SKP-D/120-M20		M20	15,5	21,0	35,0	21,0	38,0	21,0	22,0	70,0	30	~3,4 kg.	180	~20,4 kg.	375,00 TL.	



Ürün Kodu Order Code	Kablo Kesiti Cable Section (mm <sup>2</sup> )	Civata Deliği Bolt	Boyutlar Dimensions								Kutu Adedi Box Pcs.	Kutu Ağırlığı Box Weight	Koli Adedi Parcel Pcs.	Koli Ağırlığı Box Weight	Birim Fiyatı Unit Price
			d1	d4	a	d2	b	c1	c2	L					
SKP-D/150-M10	150	M10	17,0	23,5	35,0	10,5	34,0	15,0	16,0	78,0	15	~2,5 kg.	90	~15,0 kg.	508,75 TL.
<b>SKP-D/150-M12/SD</b>		<b>M12</b>	<b>17,0</b>	<b>23,5</b>	<b>35,0</b>	<b>13,0</b>	<b>34,0</b>	<b>16,0</b>	<b>17,0</b>	<b>78,0</b>	<b>15</b>	<b>~2,5 kg.</b>	<b>90</b>	<b>~15,0 kg.</b>	<b>508,75 TL.</b>
SKP-D/150-M14		M14	17,0	23,5	35,0	15,0	34,0	19,0	20,0	78,0	15	~2,5 kg.	90	~15,0 kg.	522,25 TL.
SKP-D/150-M16		M16	17,0	23,5	35,0	17,0	34,0	19,0	20,0	78,0	15	~2,5 kg.	90	~15,0 kg.	522,25 TL.
SKP-D/150-M20		M20	17,0	23,5	35,0	21,0	40,0	21,0	22,0	78,0	15	~2,4 kg.	90	~14,4 kg.	563,50 TL.
SKP-D/185-M10	185	M10	19,0	25,5	40,0	10,5	37,0	15,0	16,0	82,0	12	~2,3 kg.	72	~13,8 kg.	589,00 TL.
<b>SKP-D/185-M12/SD</b>		<b>M12</b>	<b>19,0</b>	<b>25,5</b>	<b>40,0</b>	<b>13,0</b>	<b>37,0</b>	<b>16,0</b>	<b>17,0</b>	<b>82,0</b>	<b>12</b>	<b>~2,3 kg.</b>	<b>72</b>	<b>~13,8 kg.</b>	<b>589,00 TL.</b>
SKP-D/185-M14		M14	19,0	25,5	40,0	15,0	37,0	19,0	20,0	82,0	12	~2,3 kg.	72	~13,8 kg.	621,00 TL.
SKP-D/185-M16		M16	19,0	25,5	40,0	17,0	37,0	19,0	20,0	82,0	12	~2,3 kg.	72	~13,8 kg.	621,00 TL.
SKP-D/185-M20		M20	19,0	25,5	40,0	21,0	40,0	21,0	22,0	82,0	12	~2,2 kg.	72	~13,2 kg.	637,25 TL.
<b>SKP-D/240-M12/SD</b>	240	<b>M12</b>	<b>21,5</b>	<b>29,0</b>	<b>40,0</b>	<b>13,0</b>	<b>42,0</b>	<b>16,0</b>	<b>17,0</b>	<b>92,0</b>	<b>8</b>	<b>~2,2 kg.</b>	<b>48</b>	<b>~13,2 kg.</b>	<b>821,25 TL.</b>
SKP-D/240-M14		M14	21,5	29,0	40,0	15,0	42,0	19,0	20,0	92,0	8	~2,3 kg.	48	~13,8 kg.	821,25 TL.
SKP-D/240-M16		M16	21,5	29,0	40,0	17,0	42,0	19,0	20,0	92,0	8	~2,2 kg.	48	~13,2 kg.	821,25 TL.
SKP-D/240-M20		M20	21,5	29,0	40,0	21,0	45,0	21,0	22,0	92,0	8	~2,2 kg.	48	~13,2 kg.	821,25 TL.
SKP-D/300-M14		300	M14	24,5	32,0	50,0	15,0	48,0	19,0	22,0	100,0	8	~2,7 kg.	48	~16,2 kg.
<b>SKP-D/300-M16/SD</b>	<b>M16</b>		<b>24,5</b>	<b>32,0</b>	<b>50,0</b>	<b>17,0</b>	<b>48,0</b>	<b>19,0</b>	<b>22,0</b>	<b>100,0</b>	<b>8</b>	<b>~2,7 kg.</b>	<b>48</b>	<b>~16,2 kg.</b>	<b>1.058,00 TL.</b>
SKP-D/300-M20	M20		24,5	32,0	50,0	21,0	48,0	22,0	22,0	100,0	8	~2,7 kg.	48	~16,2 kg.	1.058,00 TL.
SKP-D/400-M14	400	M14	27,5	38,5	70,0	15,0	55,0	25,0	25,0	115,0	5	~3,4 kg.	30	~20,4 kg.	2.050,00 TL.
<b>SKP-D/400-M16/SD</b>		<b>M16</b>	<b>27,5</b>	<b>38,5</b>	<b>70,0</b>	<b>17,0</b>	<b>55,0</b>	<b>25,0</b>	<b>25,0</b>	<b>115,0</b>	<b>5</b>	<b>~3,3 kg.</b>	<b>30</b>	<b>~19,8 kg.</b>	<b>2.050,00 TL.</b>
SKP-D/400-M20		M20	27,5	38,5	70,0	21,0	55,0	25,0	25,0	115,0	5	~3,2 kg.	30	~19,2 kg.	2.050,00 TL.
SKP-D/500-M16	500	M16	31,0	42,0	70,0	17,0	60,0	25,0	25,0	125,0	4	~3,4 kg.	24	~20,4 kg.	2.514,00 TL.
<b>SKP-D/500-M20/SD</b>		<b>M20</b>	<b>31,0</b>	<b>42,0</b>	<b>70,0</b>	<b>21,0</b>	<b>60,0</b>	<b>25,0</b>	<b>25,0</b>	<b>125,0</b>	<b>4</b>	<b>~3,3 kg.</b>	<b>24</b>	<b>~19,8 kg.</b>	<b>2.514,00 TL.</b>
SKP-D/625-M16	625	M16	34,5	44,0	80,0	17,0	60,0	25,0	25,0	135,0	3	~2,6 kg.	18	~15,6 kg.	2.616,00 TL.
<b>SKP-D/625-M20/SD</b>		<b>M20</b>	<b>34,5</b>	<b>44,0</b>	<b>80,0</b>	<b>21,0</b>	<b>60,0</b>	<b>25,0</b>	<b>25,0</b>	<b>135,0</b>	<b>3</b>	<b>~2,5 kg.</b>	<b>18</b>	<b>~15,0 kg.</b>	<b>2.616,00 TL.</b>
SKP-D/800-M16	800	M16	40,0	52,0	100,0	17,0	75,0	30,0	30,0	165,0	4	~6,2 kg.	8	~12,4 kg.	5.624,00 TL.
<b>SKP-D/800-M20/SD</b>		<b>M20</b>	<b>40,0</b>	<b>52,0</b>	<b>100,0</b>	<b>21,0</b>	<b>75,0</b>	<b>30,0</b>	<b>30,0</b>	<b>165,0</b>	<b>4</b>	<b>~6,0 kg.</b>	<b>8</b>	<b>~12,0 kg.</b>	<b>5.624,00 TL.</b>
SKP-D/1000-M16	1000	M16	44,0	58,0	100,0	17,0	85,0	30,0	30,0	165,0	4	~8,0 kg.	24	~48,0 kg.	6.935,00 TL.
<b>SKP-D/1000-M20/SD</b>		<b>M20</b>	<b>44,0</b>	<b>58,0</b>	<b>100,0</b>	<b>21,0</b>	<b>85,0</b>	<b>30,0</b>	<b>30,0</b>	<b>165,0</b>	<b>4</b>	<b>~7,4 kg.</b>	<b>24</b>	<b>~44,4 kg.</b>	<b>6.935,00 TL.</b>

## SKP-D ÖZELLİKLERİ

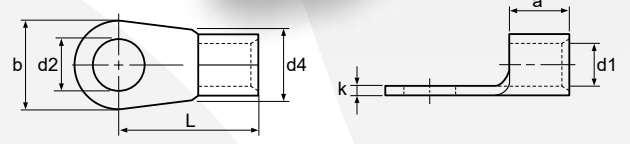
HAMMADDE	EN 13600 BAKIR BORU
MATERİAL	ELECTROLYTIC COPPER CONFORMED TO EN 13600
KAPLAMA	KALAY
COATING	TIN PLATED
BAĞLANTI	SIKMA
JOINT	CLAMP COUPLING
DIN NORMU 46235'E UYGUNDUR CONFORMED TO DIN 46235	

BU TABLODA KOYU YAZI KARAKTERİ İLE BELİRTİLMİŞ OLAN KABLO PABUÇLARI STANDART ÜRETİMİMİZDİR.  
THE CABLE LUGS WHICH ARE INDICATED IN BOLD FONT, ARE STANDARD PRODUCTS OF **Simpa**



# SKP-D1

KAYNAKLI TİP KABLO PABUCU DIN 46234  
DIN 46234 TYPE CABLE LUGS



5846 sayılı yasa gereği fotoğrafların izinsiz yayınlanması ve kullanılması kesinlikle yasaktır.

Ürün Kodu Order Code	Kablo Kesiti Cable Section (mm <sup>2</sup> )	Civata Deliği Bolt	Boyutlar Dimensions							Kutu Adedi Box Pcs.	Kutu Ağırlığı Box Weight	Koli Adedi Parcel Pcs.	Koli Ağırlığı Box Weight	Birim Fiyatı Unit Price
			d1	d4	a	d2	b	L	K					
SKP-D1/001.5-M03	1,5	M3	1,6	4,0	5,0	3,2	6,0	11,0	0,8	1.000	~0,6 kg.	6.000	~3,6 kg.	3,00 TL.
SKP-D1/001.5-M04		M4	1,6	4,0	5,0	4,3	8,0	12,0	0,8	1.000	~0,7 kg.	6.000	~4,2 kg.	3,25 TL.
SKP-D1/001.5-M05		M5	1,6	4,0	5,0	5,3	10,0	13,0	0,8	1.000	~0,8 kg.	6.000	~4,8 kg.	3,75 TL.
SKP-D1/001.5-M06		M6	1,6	4,0	5,0	6,5	11,0	15,0	0,8	1.000	~0,7 kg.	6.000	~4,2 kg.	4,00 TL.
SKP-D1/001.5-M08		M8	1,6	4,0	5,0	8,4	14,0	17,0	0,8	1.000	~1,3 kg.	6.000	~7,8 kg.	5,75 TL.
SKP-D1/001.5-M10		M10	1,6	4,0	5,0	10,5	18,0	19,0	0,8	1.000	~1,8 kg.	6.000	~10,8 kg.	7,50 TL.
SKP-D1/002.5-M03	2,5	M3	2,3	4,5	5,0	3,2	6,0	11,0	0,8	1.000	~0,7 kg.	6.000	~4,2 kg.	3,00 TL.
SKP-D1/002.5-M04		M4	2,3	4,5	5,0	4,3	8,0	12,0	0,8	1.000	~0,8 kg.	6.000	~4,8 kg.	3,25 TL.
SKP-D1/002.5-M05		M5	2,3	4,5	5,0	5,3	10,0	14,0	0,8	1.000	~1,0 kg.	6.000	~6,0 kg.	4,00 TL.
SKP-D1/002.5-M06		M6	2,3	4,5	5,0	6,5	11,0	16,0	0,8	1.000	~1,1 kg.	6.000	~6,6 kg.	4,75 TL.
SKP-D1/002.5-M08		M8	2,3	4,5	5,0	8,4	14,0	17,0	0,8	1.000	~1,3 kg.	6.000	~7,8 kg.	5,75 TL.
SKP-D1/002.5-M10		M10	2,3	4,5	5,0	10,5	17,0	19,5	0,8	1.000	~1,9 kg.	6.000	~11,4 kg.	7,50 TL.
SKP-D1/002.5-M12	M12	2,3	4,5	5,0	13,0	17,0	20,0	0,8	1.000	~1,7 kg.	6.000	~10,2 kg.	8,50 TL.	
SKP-D1/006-M04	6	M4	3,6	6,0	6,0	4,3	8,0	14,0	1,0	1.000	~1,4 kg.	6.000	~8,4 kg.	6,50 TL.
SKP-D1/006-M05		M5	3,6	6,0	6,0	5,3	10,0	15,0	1,0	1.000	~1,6 kg.	6.000	~9,6 kg.	6,50 TL.
SKP-D1/006-M06		M6	3,6	6,0	6,0	6,5	11,0	16,0	1,0	1.000	~1,7 kg.	6.000	~10,2 kg.	6,50 TL.
SKP-D1/006-M08		M8	3,6	6,0	6,0	8,4	14,0	19,0	1,0	500	~1,1 kg.	3.000	~6,6 kg.	8,25 TL.
SKP-D1/006-M10		M10	3,6	6,0	6,0	10,5	18,0	21,0	1,0	500	~1,4 kg.	3.000	~8,4 kg.	10,00 TL.
SKP-D1/006-M12		M12	3,6	6,0	6,0	13,0	18,0	21,0	1,0	500	~1,4 kg.	3.000	~8,4 kg.	10,50 TL.
SKP-D1/010-M05	10	M5	4,5	8,0	8,0	5,3	10,0	16,0	1,1	500	~1,2 kg.	3.000	~7,2 kg.	10,00 TL.
SKP-D1/010-M06		M6	4,5	8,0	8,0	6,5	11,0	17,0	1,1	500	~1,3 kg.	3.000	~7,8 kg.	10,50 TL.
SKP-D1/010-M08		M8	4,5	8,0	8,0	8,4	14,0	20,0	1,1	500	~1,5 kg.	3.000	~9,0 kg.	12,25 TL.
SKP-D1/010-M10		M10	4,5	8,0	8,0	10,5	18,0	21,0	1,1	500	~1,8 kg.	3.000	~10,8 kg.	14,00 TL.
SKP-D1/010-M12		M12	4,5	8,0	8,0	13,0	22,0	23,0	1,1	250	~1,1 kg.	1.500	~6,6 kg.	17,00 TL.
SKP-D1/016-M05		16	M5	5,8	10,5	10,0	5,3	11,0	20,0	1,2	500	~1,9 kg.	3.000	~11,4 kg.
SKP-D1/016-M06	M6		5,8	10,5	10,0	6,5	11,0	20,0	1,2	500	~2,0 kg.	3.000	~12,0 kg.	15,75 TL.
SKP-D1/016-M08	M8		5,8	10,5	10,0	8,4	14,0	22,0	1,2	250	~1,1 kg.	1.500	~6,6 kg.	17,00 TL.
SKP-D1/016-M10	M10		5,8	10,5	10,0	10,5	18,0	24,0	1,2	200	~1,3 kg.	1.500	~7,5 kg.	19,00 TL.
SKP-D1/016-M12	M12		5,8	10,5	10,0	13,0	22,0	26,0	1,2	200	~1,2 kg.	1.200	~7,2 kg.	20,50 TL.
SKP-D1/025-M05	25		M5	7,5	12,0	11,0	5,3	12,0	25,0	1,5	200	~1,4 kg.	1.200	~8,4 kg.
SKP-D1/025-M06		M6	7,5	12,0	11,0	6,5	12,0	25,0	1,5	200	~1,2 kg.	1.200	~7,2 kg.	23,75 TL.
SKP-D1/025-M08		M8	7,5	12,0	11,0	8,4	16,0	25,0	1,5	200	~1,6 kg.	1.200	~9,6 kg.	23,75 TL.
SKP-D1/025-M10		M10	7,5	12,0	11,0	10,5	18,0	26,0	1,5	200	~1,7 kg.	1.200	~10,2 kg.	28,50 TL.
SKP-D1/025-M12		M12	7,5	12,0	11,0	13,0	22,0	31,0	1,5	100	~1,0 kg.	600	~6,0 kg.	33,75 TL.
SKP-D1/025-M14		M14	7,5	12,0	11,0	15,0	22,0	35,0	1,5	100	~0,9 kg.	600	~5,4 kg.	38,50 TL.
SKP-D1/025-M16	M16	7,5	12,0	11,0	17,0	28,0	35,0	1,5	100	~0,9 kg.	600	~5,4 kg.	38,00 TL.	
SKP-D1/035-M06	35	M6	9,0	15,0	12,0	6,5	15,0	26,0	1,6	200	~2,0 kg.	1.200	~12,0 kg.	33,50 TL.
SKP-D1/035-M08		M8	9,0	15,0	12,0	8,4	16,0	26,0	1,6	200	~2,0 kg.	1.200	~12,0 kg.	38,00 TL.
SKP-D1/035-M10		M10	9,0	15,0	12,0	10,5	18,0	27,0	1,6	100	~1,0 kg.	600	~6,0 kg.	38,00 TL.
SKP-D1/035-M12		M12	9,0	15,0	12,0	13,0	22,0	31,0	1,6	100	~1,2 kg.	600	~7,2 kg.	42,75 TL.
SKP-D1/035-M14		M14	9,0	15,0	12,0	15,0	22,0	31,0	1,6	100	~1,4 kg.	600	~8,4 kg.	51,50 TL.
SKP-D1/035-M16		M16	9,0	15,0	12,0	17,0	28,0	36,0	1,6	100	~1,5 kg.	600	~9,0 kg.	51,50 TL.

Ürün Kodu Order Code	Kablo Kesiti Cable Section (mm <sup>2</sup> )	Civata Deliği Bolt	Boyutlar Dimensions							Kutu Adedi Box Pcs.	Kutu Ağırlığı Box Weight	Koli Adedi Parcel Pcs.	Koli Ağırlığı Box Weight	Birim Fiyatı Unit Price
			d1	d4	a	d2	b	L	K					
SKP-D1/050-M06	50	M6	11,0	17,0	16,0	6,5	18,0	34,0	1,8	100	~1,8 kg.	600	~10,8 kg.	62,00 TL
SKP-D1/050-M08		M8	11,0	17,0	16,0	8,4	18,0	34,0	1,8	100	~1,8 kg.	600	~10,8 kg.	62,00 TL
SKP-D1/050-M10		M10	11,0	17,0	16,0	10,5	18,0	34,0	1,8	100	~1,7 kg.	600	~10,2 kg.	62,00 TL
SKP-D1/050-M12		M12	11,0	17,0	16,0	13,0	22,0	36,0	1,8	100	~2,0 kg.	600	~12,0 kg.	66,75 TL
SKP-D1/050-M14		M14	11,0	17,0	16,0	15,0	22,0	36,0	1,8	100	~2,0 kg.	600	~12,0 kg.	90,25 TL
SKP-D1/050-M16		M16	11,0	17,0	16,0	17,0	28,0	40,0	1,8	50	~1,1 kg.	300	~6,6 kg.	90,25 TL
SKP-D1/070-M06	70	M6	13,0	21,0	18,0	6,5	22,0	38,0	2,0	50	~1,4 kg.	300	~8,4 kg.	85,25 TL
SKP-D1/070-M08		M8	13,0	21,0	18,0	8,4	22,0	38,0	2,0	50	~1,3 kg.	300	~7,8 kg.	85,25 TL
SKP-D1/070-M10		M10	13,0	21,0	18,0	10,5	22,0	38,0	2,0	50	~1,3 kg.	300	~7,8 kg.	88,25 TL
SKP-D1/070-M12		M12	13,0	21,0	18,0	13,0	22,0	38,0	2,0	50	~1,3 kg.	300	~7,8 kg.	88,25 TL
SKP-D1/070-M14		M14	13,0	21,0	18,0	15,0	22,0	38,0	2,0	50	~1,3 kg.	300	~7,8 kg.	95,25 TL
SKP-D1/070-M16		M16	13,0	21,0	18,0	17,0	28,0	42,0	2,0	50	~1,4 kg.	300	~8,4 kg.	95,25 TL
SKP-D1/095-M06	95	M6	15,0	23,0	20,0	6,5	24,0	42,0	2,5	50	~2,1 kg.	300	~12,6 kg.	133,00 TL
SKP-D1/095-M08		M8	15,0	23,0	20,0	8,4	24,0	42,0	2,5	50	~2,0 kg.	300	~12,0 kg.	128,75 TL
SKP-D1/095-M10		M10	15,0	23,0	20,0	10,5	24,0	42,0	2,5	50	~2,0 kg.	300	~12,0 kg.	128,75 TL
SKP-D1/095-M12		M12	15,0	23,0	20,0	13,0	24,0	42,0	2,5	50	~2,0 kg.	300	~12,0 kg.	128,75 TL
SKP-D1/095-M14		M14	15,0	23,0	20,0	15,0	24,0	42,0	2,5	50	~2,0 kg.	300	~12,0 kg.	133,00 TL
SKP-D1/095-M16		M16	15,0	23,0	20,0	17,0	28,0	44,0	2,5	25	~1,1 kg.	150	~6,6 kg.	133,00 TL
SKP-D1/120-M06	120	M6	16,5	24,0	22,0	6,5	24,0	44,0	3,0	25	~1,4 kg.	150	~8,4 kg.	199,50 TL
SKP-D1/120-M08		M8	16,5	24,0	22,0	8,4	24,0	44,0	3,0	25	~1,5 kg.	150	~9,0 kg.	177,00 TL
SKP-D1/120-M10		M10	16,5	24,0	22,0	10,5	24,0	44,0	3,0	25	~1,4 kg.	150	~8,4 kg.	177,00 TL
SKP-D1/120-M12		M12	16,5	24,0	22,0	13,0	24,0	44,0	3,0	25	~1,4 kg.	150	~8,4 kg.	177,00 TL
SKP-D1/120-M14		M14	16,5	24,0	22,0	15,0	24,0	44,0	3,0	25	~1,5 kg.	150	~9,0 kg.	199,50 TL
SKP-D1/120-M16		M16	16,5	24,0	22,0	17,0	28,0	48,0	3,0	25	~1,5 kg.	150	~9,0 kg.	199,50 TL
SKP-D1/150-M06	150	M06	19,0	28,0	24,0	6,5	30,0	50,0	3,2	20	~1,6 kg.	120	~9,6 kg.	321,50 TL
SKP-D1/150-M08		M08	19,0	28,0	24,0	8,4	30,0	50,0	3,2	20	~1,6 kg.	120	~9,6 kg.	321,50 TL
SKP-D1/150-M10		M10	19,0	28,0	24,0	10,5	30,0	50,0	3,2	20	~1,7 kg.	120	~10,2 kg.	304,50 TL
SKP-D1/150-M12		M12	19,0	28,0	24,0	13,0	30,0	50,0	3,2	20	~1,6 kg.	120	~9,6 kg.	304,50 TL
SKP-D1/150-M14		M14	19,0	28,0	24,0	15,0	30,0	50,0	3,2	20	~1,7 kg.	120	~10,2 kg.	304,50 TL
SKP-D1/150-M16		M16	19,0	28,0	24,0	17,0	30,0	50,0	3,2	20	~1,6 kg.	120	~10,2 kg.	304,50 TL
SKP-D1/185-M10	185	M10	21,0	33,0	28,0	10,5	36,0	50,0	3,5	20	~2,2 kg.	120	~13,2 kg.	402,00 TL
SKP-D1/185-M12		M12	21,0	33,0	28,0	13,0	36,0	50,0	3,5	20	~2,2 kg.	120	~13,2 kg.	411,25 TL
SKP-D1/185-M14		M14	21,0	33,0	28,0	15,0	36,0	50,0	3,5	20	~1,8 kg.	120	~10,8 kg.	411,25 TL
SKP-D1/185-M16		M16	21,0	33,0	28,0	17,0	36,0	50,0	3,5	20	~1,7 kg.	120	~10,2 kg.	413,75 TL
SKP-D1/240-M10	240	M10	23,5	36,0	32,0	10,5	38,0	56,0	4,0	10	~1,6 kg.	60	~9,6 kg.	552,50 TL
SKP-D1/240-M12		M12	23,5	36,0	32,0	13,0	38,0	56,0	4,0	10	~1,5 kg.	60	~9,0 kg.	533,50 TL
SKP-D1/240-M14		M14	23,5	36,0	32,0	15,0	38,0	56,0	4,0	10	~1,6 kg.	60	~9,6 kg.	552,50 TL
SKP-D1/240-M16		M16	23,5	36,0	32,0	17,0	38,0	56,0	4,0	10	~1,5 kg.	60	~9,0 kg.	533,50 TL

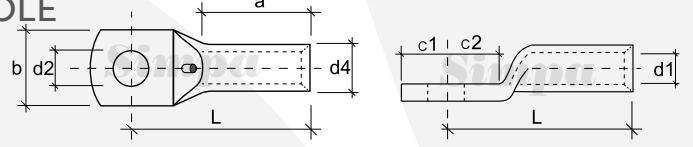
## SKP-D1 ÖZELLİKLERİ

HAMMADDE	E-CU ŞERİT
METERIAL	E-CU COPPER
KAPLAMA	KALAY
COATING	TIN PLATED
BAĞLANTI	SIKMA
JOINT	CLAMP COUPLING
NORM	DIN 46234
CONFORMED TO	DIN 46234



# SKP-S/GD

GÖZLEM DELİKLİ SIKMALI KABLO PABUCU  
TUBULAR CABLE LUGS WITH INSPECTION HOLE



5846 sayılı yasa gereği fotoğrafların izinsiz yayınlanması ve kullanılması kesinlikle yasaktır.

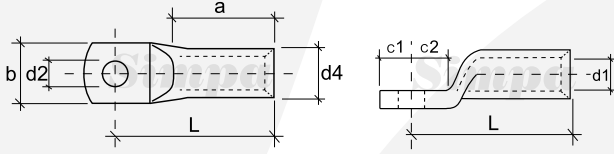
Ürün Kodu Order Code	Kablo Kesiti Cable Section (mm <sup>2</sup> )	Civata Deliği Bolt	Boyutlar Dimensions								Kutu Adedi Box Pcs.	Kutu Ağırlığı Box Weight	Koli Adedi Parcel Pcs.	Koli Ağırlığı Box Weight	Birim Fiyatı Unit Price
			d1	d4	a	d2	b	c1	c2	L					
SKP-S/GD/016-M06/SD	<b>16</b>	M06	5,5	7,5	12,5	6,5	12,0	7,5	7,5	24,0	400	~2,0 kg.	3.200	~16,0 kg.	26,50 TL.
SKP-S/GD/025-M08/SD	<b>25</b>	M08	7,0	9,5	17,5	8,5	14,0	8,5	8,5	30,5	300	~2,5 kg.	2.400	~20,0 kg.	41,50 TL.
SKP-S/GD/035-M08/SD	<b>35</b>	M08	8,5	11,0	19,0	8,5	16,5	9,5	9,5	34,5	200	~2,6 kg.	1.600	~20,8 kg.	55,25 TL.
SKP-S/GD/050-M10/SD	<b>50</b>	M10	10,0	13,0	20,0	10,5	19,0	11,0	11,0	39,5	125	~2,6 kg.	1.000	~20,8 kg.	83,50 TL.
SKP-S/GD/070-M10/SD	<b>70</b>	M10	11,5	14,5	21,5	10,5	21,0	11,0	11,0	41,5	80	~2,1 kg.	640	~16,8 kg.	114,00 TL.
SKP-S/GD/095-M12/SD	<b>95</b>	M12	13,5	16,5	25,0	13,0	24,0	12,5	12,5	48,0	60	~1,9 kg.	480	~15,2 kg.	119,25 TL.
SKP-S/GD/120-M12/SD	<b>120</b>	M12	14,5	18,0	27,0	13,0	26,5	14,0	14,0	52,0	50	~2,4 kg.	400	~19,2 kg.	175,25 TL.
SKP-S/GD/150-M12/SD	<b>150</b>	M12	16,5	21,0	29,0	13,0	30,5	15,0	15,0	57,0	30	~2,4 kg.	240	~19,2 kg.	264,50 TL.
SKP-S/GD/185-M12/SD	<b>185</b>	M12	18,5	23,0	33,0	13,0	33,5	16,0	16,0	63,0	20	~1,9 kg.	160	~15,2 kg.	298,00 TL.
SKP-S/GD/240-M12/SD	<b>240</b>	M12	21,0	26,0	37,0	13,0	38,0	16,5	16,5	70,0	20	~2,7 kg.	160	~21,6 kg.	423,25 TL.

## SKP-S/GD ÖZELLİKLERİ

HAMMADDE	EN 13600 BAKIR BORU
METERIAL	ELECTROLYTIC COPPER CONFORMED TO EN 13600
KAPLAMA	KALAY
COATING	TIN PLATED
BAĞLANTI	SIKMA
JOINT	CLAMP COUPLING
BORU ET KALINLIĞI	KALIN
THICKNESS	THICK
KABLO GİRİŞİ	NORMAL
CABLE ENTRY	STANDARD

BU TABLODA KOYU YAZI KARAKTERİ İLE BELİRTİLMİŞ OLAN KABLO PABUÇLARI STANDART ÜRETİMİMZDİR.  
THE CABLE LUGS WHICH ARE INDICATED IN BOLD FONT, ARE STANDARD PRODUCTS OF **Simpa**





# SKP-DG

**DAR GİRİŞLİ ŞALT MALZEMELERİ İÇİN  
ŞIKMALI KABLO PABUÇU**  
TUBULAR CABLE LUGS  
FOR SWITCH GEAR CONNECTIONS

5846 sayılı yasa gereği fotoğrafların izinsiz yayınlanması ve kullanılması kesinlikle yasaktır.

Ürün Kodu Order Code	Kablo Kesiti Cable Section (mm <sup>2</sup> )	Civata Deliği Bolt	Boyutlar Dimensions							Kutu Adedi Box Pcs.	Kutu Ağırlığı Box Weight	Koli Adedi Parcel Pcs.	Koli Ağırlığı Box Weight	Birim Fiyatı Unit Price	
			d1	d4	a	d2	b	c1	c2						L
SKP-DG/035-M06	35	M6	8,5	12,0	17,0	6,5	15,0	7,5	7,5	32,0	150	~2,7 kg.	900	~16,2 kg.	79,50 TL
SKP-DG/050-M06	50	M6	10,0	14,0	19,0	6,5	15,0	10,0	10,0	37,0	100	~2,9 kg.	600	~17,4 kg.	119,75 TL
SKP-DG/050-M08		M8	10,0	14,0	19,0	8,5	17,0	10,0	10,0	37,0	100	~2,8 kg.	600	~16,8 kg.	119,75 TL
SKP-DG/050-M10		M10	10,0	14,0	19,0	10,5	19,0	11,5	12,0	39,0	100	~3,1 kg.	600	~18,6 kg.	119,75 TL
SKP-DG/070-M06	70	M6	12,0	16,5	21,0	6,5	17,0	10,0	10,0	43,0	80	~3,4 kg.	480	~20,4 kg.	158,50 TL
SKP-DG/070-M08		M8	12,0	16,5	21,0	8,5	17,0	10,0	10,0	43,0	80	~3,3 kg.	480	~19,8 kg.	158,50 TL
SKP-DG/070-M10		M10	12,0	16,5	21,0	10,5	19,0	11,5	12,0	44,0	80	~3,6 kg.	480	~21,6 kg.	158,50 TL
SKP-DG/070-M12	M12	12,0	16,5	21,0	13,0	19,0	13,0	13,0	46,0	80	~3,4 kg.	480	~20,4 kg.	198,50 TL	
SKP-DG/095-M06	95	M6	13,5	18,0	25,0	6,5	19,0	11,5	12,0	48,0	60	~3,3 kg.	360	~19,8 kg.	218,50 TL
SKP-DG/095-M08		M8	13,5	18,0	25,0	8,5	19,0	11,5	12,0	48,0	60	~3,3 kg.	360	~19,8 kg.	218,50 TL
SKP-DG/095-M10		M10	13,5	18,0	25,0	10,5	19,0	11,5	12,0	48,0	60	~3,1 kg.	360	~18,6 kg.	218,50 TL
SKP-DG/095-M12	M12	13,5	18,0	25,0	13,0	19,0	13,0	13,0	49,0	60	~3,1 kg.	360	~18,6 kg.	218,50 TL	
SKP-DG/120-M06	120	M6	15,0	19,5	26,0	6,5	19,0	11,5	14,0	51,0	50	~3,1 kg.	300	~18,6 kg.	253,00 TL
SKP-DG/120-M08		M8	15,0	19,5	26,0	8,5	19,0	11,5	14,0	51,0	50	~3,0 kg.	300	~18,0 kg.	253,00 TL
SKP-DG/120-M10		M10	15,0	19,5	26,0	10,5	19,0	11,5	14,0	51,0	50	~2,9 kg.	300	~17,4 kg.	253,00 TL
SKP-DG/120-M12	M12	15,0	19,5	26,0	13,0	19,0	14,0	14,0	51,0	50	~3,0 kg.	300	~18,0 kg.	253,00 TL	
SKP-DG/150-M06	150	M6	16,5	21,0	30,0	6,5	19,0	11,5	14,0	56,0	35	~2,4 kg.	210	~14,4 kg.	331,25 TL
SKP-DG/150-M08		M8	16,5	21,0	30,0	8,5	19,0	11,5	14,0	56,0	35	~2,4 kg.	210	~14,4 kg.	331,25 TL
SKP-DG/150-M10		M10	16,5	21,0	30,0	10,5	19,0	11,5	14,0	56,0	35	~2,4 kg.	210	~14,4 kg.	331,25 TL
SKP-DG/150-M12	M12	16,5	21,0	30,0	13,0	19,0	15,0	15,0	57,0	35	~2,5 kg.	210	~15,0 kg.	331,25 TL	
SKP-DG/185-M10	185	M10	19,0	24,0	30,0	10,5	24,5	11,5	18,0	65,0	25	~2,7 kg.	150	~16,2 kg.	480,75 TL
SKP-DG/185-M12		M12	19,0	24,0	30,0	13,0	31,0	18,0	18,0	65,0	25	~2,8 kg.	150	~16,8 kg.	480,75 TL
SKP-DG/185-M16		M16	19,0	24,0	30,0	17,0	31,0	18,0	18,0	65,0	25	~2,4 kg.	150	~14,4 kg.	480,75 TL
SKP-DG/240-M10	240	M10	21,0	26,0	35,0	10,5	31,0	11,5	19,0	72,0	20	~2,5 kg.	120	~15,0 kg.	595,75 TL
SKP-DG/240-M12		M12	21,0	26,0	35,0	13,0	31,0	21,5	19,0	72,0	20	~2,8 kg.	120	~16,8 kg.	595,75 TL
SKP-DG/240-M16		M16	21,0	26,0	35,0	17,0	31,0	21,5	19,0	72,0	20	~2,7 kg.	120	~16,2 kg.	595,75 TL
SKP-DG/300-M10	300	M10	23,5	29,5	44,0	10,5	31,0	11,5	24,0	87,0	10	~2,0 kg.	60	~12,0 kg.	862,50 TL
SKP-DG/300-M12		M12	23,5	29,5	44,0	13,0	31,0	24,0	24,0	87,0	10	~2,3 kg.	60	~13,8 kg.	862,50 TL
SKP-DG/300-M16		M16	23,5	29,5	44,0	17,0	31,0	24,0	24,0	87,0	10	~2,3 kg.	60	~13,8 kg.	862,50 TL

## SKP-DG ÖZELLİKLERİ

HAMMADDE	EN 13600 BAKIR BORU
MATERIAL	ELECTROLYTIC COPPER CONFORMED TO EN 13600
KAPLAMA	KALAY
COATING	TIN PLATED
BAĞLANTI	ŞIKMA / DAR DİRİŞLİ
JOINT	CLAMP COUPLING / FOR REDUCED CONNECTING
BORU ET KALINLIĞI	ÇOK KALIN
THICKNESS	VERY THICK
KABLO GİRİŞİ	ÇOK UZUN
CABLE ENTRY	VERY LONG

TALEP EDİLMESİ DURUMUNDA 45 VE 90 DERECE ÜRETİMİMİZ BULUNMAKTADIR.  
UPON REQUEST, IT IS AVAILABLE IN 45 & 90 DEGREES.

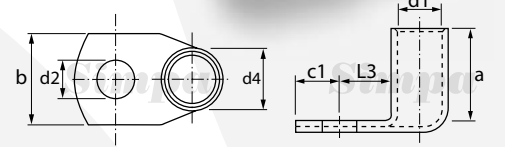


EAC



# SKP-L90-S1

90° AÇILI EUROPE TİP (S1) KABLO PABUCU  
EUROPE TYPE (S1) 90° ANGULAR CABLE LUGS



5846 sayılı yasa gereği fotoğrafların izinsiz yayınlanması ve kullanılması kesinlikle yasaktır.

Ürün Kodu Order Code	Kablo Kesiti Cable Section (mm <sup>2</sup> )	Civata Deliği Bolt	Boyutlar Dimensions							Kutu Adedi Box Pcs.	Kutu Ağırlığı Box Weight	Koli Adedi Parcel Pcs.	Koli Ağırlığı Box Weight	Birim Fiyatı Unit Price
			d1	d4	a	d2	b	c1	L3					
SKP-L90-S1/006-M05	6	M5	3,5	6,5	13,0	5,5	10,0	7,5	9,0	500	~3,2 kg.	3.000	~19,2 kg.	28,25 TL.
SKP-L90-S1/006-M06		M6	3,5	6,5	13,0	6,5	12,0	7,5	10,0	500	~3,3 kg.	3.000	~19,8 kg.	28,25 TL.
SKP-L90-S1/006-M08		M8	3,5	6,5	13,0	8,5	14,0	10,0	13,0	500	~3,3 kg.	3.000	~19,8 kg.	30,25 TL.
SKP-L90-S1/010-M05	10	M5	4,5	7,5	14,0	5,5	12,0	6,5	10,0	400	~2,4 kg.	2.400	~14,4 kg.	30,00 TL.
SKP-L90-S1/010-M06		M6	4,5	7,5	14,0	6,5	12,0	6,5	10,0	400	~2,3 kg.	2.400	~13,8 kg.	30,00 TL.
SKP-L90-S1/010-M08		M8	4,5	7,5	14,0	8,5	15,0	10,0	13,0	300	~2,0 kg.	1.800	~12,0 kg.	30,25 TL.
SKP-L90-S1/016-M05	16	M5	5,5	8,5	17,0	5,5	12,0	7,5	10,0	300	~3,3 kg.	1.800	~19,8 kg.	47,25 TL.
SKP-L90-S1/016-M06		M6	5,5	8,5	17,0	6,5	12,0	7,5	11,0	300	~3,4 kg.	1.800	~20,4 kg.	47,00 TL.
SKP-L90-S1/016-M08		M8	5,5	8,5	17,0	8,5	15,0	10,0	13,0	250	~3,0 kg.	1.500	~18,0 kg.	47,00 TL.
SKP-L90-S1/016-M10		M10	5,5	8,5	17,0	10,5	17,0	12,0	15,0	200	~2,3 kg.	1.200	~13,8 kg.	55,25 TL.
SKP-L90-S1/025-M05	25	M5	7,0	10,0	19,0	5,5	14,0	7,5	11,0	200	~3,3 kg.	1.200	~19,8 kg.	68,50 TL.
SKP-L90-S1/025-M06		M6	7,0	10,0	19,0	6,5	14,0	7,5	11,0	200	~3,3 kg.	1.200	~19,8 kg.	68,50 TL.
SKP-L90-S1/025-M08		M8	7,0	10,0	19,0	8,5	16,0	10,0	13,0	200	~3,2 kg.	1.200	~19,2 kg.	68,50 TL.
SKP-L90-S1/025-M10		M10	7,0	10,0	19,0	10,5	18,0	12,0	15,0	150	~2,6 kg.	900	~15,6 kg.	75,25 TL.
SKP-L90-S1/025-M12		M12	7,0	10,0	19,0	13,0	19,0	13,0	18,0	150	~2,3 kg.	900	~13,8 kg.	86,00 TL.
SKP-L90-S1/035-M06	35	M6	8,5	12,0	23,0	6,5	17,0	7,5	11,0	125	~3,0 kg.	750	~18,0 kg.	100,00 TL.
SKP-L90-S1/035-M08		M8	8,5	12,0	23,0	8,5	17,0	10,0	13,0	100	~2,5 kg.	600	~15,0 kg.	100,00 TL.
SKP-L90-S1/035-M10		M10	8,5	12,0	23,0	10,5	19,0	12,0	15,0	100	~2,7 kg.	600	~16,2 kg.	120,25 TL.
SKP-L90-S1/035-M12		M12	8,5	12,0	23,0	13,0	21,0	13,0	18,0	100	~2,7 kg.	600	~16,2 kg.	140,50 TL.
SKP-L90-S1/050-M06	50	M6	10,0	14,0	25,0	6,5	20,0	10,0	13,0	80	~3,0 kg.	480	~18,0 kg.	158,75 TL.
SKP-L90-S1/050-M08		M8	10,0	14,0	25,0	8,5	20,0	10,0	13,0	80	~3,0 kg.	480	~18,0 kg.	158,75 TL.
SKP-L90-S1/050-M10		M10	10,0	14,0	25,0	10,5	20,0	12,0	16,0	70	~2,8 kg.	420	~16,8 kg.	165,75 TL.
SKP-L90-S1/050-M12		M12	10,0	14,0	25,0	13,0	23,0	13,0	18,0	70	~2,8 kg.	420	~16,8 kg.	165,75 TL.
SKP-L90-S1/070-M06	70	M6	12,0	16,5	29,0	6,5	23,0	10,0	13,0	50	~3,2 kg.	360	~19,2 kg.	184,00 TL.
SKP-L90-S1/070-M08		M8	12,0	16,5	29,0	8,5	23,0	10,0	14,0	50	~3,1 kg.	360	~18,6 kg.	184,00 TL.
SKP-L90-S1/070-M10		M10	12,0	16,5	29,0	10,5	23,0	12,0	16,0	50	~2,9 kg.	300	~17,4 kg.	184,00 TL.
SKP-L90-S1/070-M12		M12	12,0	16,5	29,0	13,0	23,0	13,0	18,0	50	~2,7 kg.	300	~16,2 kg.	193,25 TL.
SKP-L90-S1/095-M08	95	M8	13,5	18,0	33,0	8,5	26,0	12,0	14,0	40	~2,7 kg.	240	~16,2 kg.	218,50 TL.
SKP-L90-S1/095-M10		M10	13,5	18,0	33,0	10,5	26,0	12,0	17,0	40	~2,8 kg.	240	~16,8 kg.	218,50 TL.
SKP-L90-S1/095-M12		M12	13,5	18,0	33,0	13,0	26,0	13,0	18,0	40	~2,8 kg.	240	~16,8 kg.	218,50 TL.
SKP-L90-S1/095-M16		M16	13,5	18,0	33,0	17,0	28,0	16,0	22,0	35	~2,5 kg.	210	~15,0 kg.	248,50 TL.
SKP-L90-S1/120-M08	120	M8	15,0	19,5	36,0	8,5	28,0	14,0	16,0	30	~2,4 kg.	180	~14,4 kg.	262,25 TL.
SKP-L90-S1/120-M10		M10	15,0	19,5	36,0	10,5	28,0	14,0	17,0	30	~2,4 kg.	180	~14,4 kg.	262,25 TL.
SKP-L90-S1/120-M12		M12	15,0	19,5	36,0	13,0	28,0	14,0	18,0	30	~2,4 kg.	180	~14,4 kg.	262,25 TL.
SKP-L90-S1/120-M16		M16	15,0	19,5	36,0	17,0	30,0	16,0	22,0	25	~1,8 kg.	150	~10,8 kg.	299,00 TL.
SKP-L90-S1/150-M08	150	M8	16,5	21,0	40,0	8,5	31,0	14,0	16,0	25	~2,2 kg.	150	~13,2 kg.	306,00 TL.
SKP-L90-S1/150-M10		M10	16,5	21,0	40,0	10,5	31,0	14,0	17,0	25	~2,2 kg.	150	~13,2 kg.	306,00 TL.
SKP-L90-S1/150-M12		M12	16,5	21,0	40,0	13,0	31,0	15,0	18,0	25	~2,2 kg.	150	~13,2 kg.	306,00 TL.
SKP-L90-S1/150-M16		M16	16,5	21,0	40,0	17,0	31,0	16,0	22,0	20	~1,8 kg.	120	~10,8 kg.	333,50 TL.
SKP-L90-S1/150-M20	M20	16,5	21,0	40,0	21,0	36,0	22,0	24,0	20	~1,8 kg.	120	~10,8 kg.	398,00 TL.	

Ürün Kodu Order Code	Kablo Kesiti Cable Section (mm <sup>2</sup> )	Civata Deliği Bolt	Boyutlar Dimensions							Kutu Adedi Box Pcs.	Kutu Ağırlığı Box Weight	Koli Adedi Parcel Pcs.	Koli Ağırlığı Box Weight	Birim Fiyatı Unit Price
			d1	d4	a	d2	b	c1	L3					
SKP-L90-S1/185-M10	185	M10	19,0	24,0	42,0	10,5	35,0	18,0	22,0	20	~3,0 kg.	120	~18,0 kg.	441,75 TL.
SKP-L90-S1/185-M12		M12	19,0	24,0	42,0	13,0	35,0	18,0	22,0	20	~2,9 kg.	120	~17,4 kg.	441,75 TL.
SKP-L90-S1/185-M16		M16	19,0	24,0	42,0	17,0	35,0	18,0	22,0	15	~2,8 kg.	90	~16,8 kg.	441,75 TL.
SKP-L90-S1/185-M20		M20	19,0	24,0	42,0	21,0	39,0	22,0	24,0	15	~2,8 kg.	90	~16,8 kg.	517,50 TL.
SKP-L90-S1/240-M10	240	M10	21,0	26,0	45,0	10,5	39,0	21,5	22,0	15	~2,4 kg.	90	~14,4 kg.	506,00 TL.
SKP-L90-S1/240-M12		M12	21,0	26,0	45,0	13,0	39,0	21,5	22,0	15	~2,4 kg.	90	~14,4 kg.	506,00 TL.
SKP-L90-S1/240-M16		M16	21,0	26,0	45,0	17,0	39,0	21,5	22,0	10	~1,6 kg.	60	~9,6 kg.	506,00 TL.
SKP-L90-S1/240-M20		M20	21,0	26,0	45,0	21,0	39,0	21,5	24,0	10	~1,6 kg.	60	~9,6 kg.	563,50 TL.
SKP-L90-S1/300-M12	300	M12	23,5	29,5	56,0	13,0	43,0	24,0	24,0	8	~1,9 kg.	48	~11,4 kg.	952,25 TL.
SKP-L90-S1/300-M16		M16	23,5	29,5	56,0	17,0	43,0	24,0	24,0	8	~1,8 kg.	48	~10,8 kg.	952,25 TL.
SKP-L90-S1/300-M20		M20	23,5	29,5	56,0	21,0	43,0	24,0	24,0	8	~1,8 kg.	48	~10,8 kg.	952,25 TL.
SKP-L90-S1/400-M12	400	M12	27,0	34,0	60,0	13,0	49,0	24,0	24,0	6	~2,0 kg.	36	~12,0 kg.	1.322,50 TL.
SKP-L90-S1/400-M16		M16	27,0	34,0	60,0	17,0	49,0	24,0	24,0	6	~1,9 kg.	36	~11,4 kg.	1.322,50 TL.
SKP-L90-S1/400-M20		M20	27,0	34,0	60,0	21,0	49,0	24,0	24,0	6	~1,9 kg.	36	~11,4 kg.	1.322,50 TL.
SKP-L90-S1/500-M12	500	M12	30,0	38,0	47,0	13,0	56,0	24,0	24,0	6	~2,7 kg.	36	~16,2 kg.	2.142,00 TL.
SKP-L90-S1/500-M16		M16	30,0	38,0	47,0	17,0	56,0	24,0	24,0	6	~2,7 kg.	36	~16,2 kg.	2.142,00 TL.
SKP-L90-S1/500-M20		M20	30,0	38,0	47,0	21,0	56,0	24,0	24,0	6	~2,7 kg.	36	~16,2 kg.	2.142,00 TL.

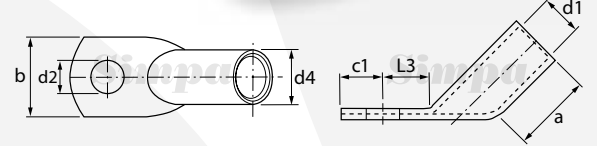
## SKP-L90-S1 ÖZELLİKLERİ

HAMMADDE	EN 13600 BAKIR BORU
MATERIAL	ELECTROLYTIC COPPER CONFORMED TO EN 13600
KAPLAMA	KALAY
COATING	TIN PLATED
BAĞLANTI	SIKMA
JOINT	CLAMP COUPLING
BORU ET KALINLIĞI	ÇOK KALIN
THICKNESS	VERY THICK
KABLO GİRİŞİ	UZUN
CABLE ENTRY	LONG



# SKP-L45-S1

45° AÇILI EUROPE TİP (S1) KABLO PABUCU  
EUROPE TYPE (S1) 45° ANGULAR CABLE LUGS



5846 sayılı yasa gereği fotoğrafların izinsiz yayınlanması ve kullanılması kesinlikle yasaktır.

Ürün Kodu Order Code	Kablo Kesiti Cable Section (mm <sup>2</sup> )	Civata Deliği Bolt	Boyutlar Dimensions							Kutu Adedi Box Pcs.	Kutu Ağırlığı Box Weight	Koli Adedi Parcel Pcs.	Koli Ağırlığı Box Weight	Birim Fiyatı Unit Price
			d1	d4	a	d2	b	c1	L3					
SKP-L45-S1/006-M05	6	M5	3,5	6,5	9,0	5,5	10,0	7,5	9,0	600	~3,6 kg.	3.600	~21,6 kg.	28,25 TL.
SKP-L45-S1/006-M06		M6	3,5	6,5	9,0	6,5	12,0	7,5	10,0	600	~3,7 kg.	3.600	~22,2 kg.	28,25 TL.
SKP-L45-S1/006-M08		M8	3,5	6,5	9,0	8,5	14,0	10,0	13,0	600	~3,8 kg.	3.600	~22,8 kg.	30,25 TL.
SKP-L45-S1/010-M05	10	M5	4,5	7,5	10,0	5,5	12,0	6,5	10,0	500	~2,4 kg.	3.000	~14,4 kg.	30,00 TL.
SKP-L45-S1/010-M06		M6	4,5	7,5	10,0	6,5	12,0	6,5	10,0	500	~2,8 kg.	3.000	~16,8 kg.	30,00 TL.
SKP-L45-S1/010-M08		M8	4,5	7,5	10,0	8,5	15,0	10,0	13,0	400	~3,6 kg.	2.400	~21,6 kg.	30,25 TL.
SKP-L45-S1/016-M05	16	M5	5,5	8,5	13,0	5,5	12,0	7,5	10,0	300	~3,1 kg.	1.800	~18,6 kg.	47,25 TL.
SKP-L45-S1/016-M06		M6	5,5	8,5	13,0	6,5	12,0	7,5	11,0	300	~3,1 kg.	1.800	~18,6 kg.	47,00 TL.
SKP-L45-S1/016-M08		M8	5,5	8,5	13,0	8,5	15,0	10,0	13,0	250	~2,9 kg.	1.500	~17,4 kg.	47,00 TL.
SKP-L45-S1/016-M10		M10	5,5	8,5	13,0	10,5	17,0	12,0	15,0	200	~3,2 kg.	1.200	~19,2 kg.	55,25 TL.
SKP-L45-S1/025-M05	25	M5	7,0	10,0	15,0	5,5	14,0	7,5	11,0	200	~3,9 kg.	1.200	~23,4 kg.	68,50 TL.
SKP-L45-S1/025-M06		M6	7,0	10,0	15,0	6,5	14,0	7,5	11,0	200	~2,8 kg.	1.200	~16,8 kg.	68,50 TL.
SKP-L45-S1/025-M08		M8	7,0	10,0	15,0	8,5	16,0	10,0	13,0	200	~3,0 kg.	1.200	~18,0 kg.	68,50 TL.
SKP-L45-S1/025-M10		M10	7,0	10,0	15,0	10,5	18,0	12,0	15,0	150	~2,5 kg.	900	~15,0 kg.	75,25 TL.
SKP-L45-S1/025-M12		M12	7,0	10,0	15,0	13,0	19,0	13,0	18,0	150	~2,5 kg.	900	~15,0 kg.	86,00 TL.
SKP-L45-S1/035-M06	35	M6	8,5	12,0	17,0	6,5	17,0	7,5	11,0	125	~3,0 kg.	750	~18,0 kg.	100,00 TL.
SKP-L45-S1/035-M08		M8	8,5	12,0	17,0	8,5	17,0	10,0	13,0	125	~3,0 kg.	750	~18,0 kg.	100,00 TL.
SKP-L45-S1/035-M10		M10	8,5	12,0	17,0	10,5	19,0	12,0	15,0	100	~2,5 kg.	600	~15,0 kg.	120,25 TL.
SKP-L45-S1/035-M12		M12	8,5	12,0	17,0	13,0	21,0	13,0	18,0	80	~2,4 kg.	480	~14,4 kg.	140,50 TL.
SKP-L45-S1/050-M06	50	M6	10,0	14,0	19,0	6,5	20,0	10,0	13,0	80	~2,9 kg.	480	~17,4 kg.	158,75 TL.
SKP-L45-S1/050-M08		M8	10,0	14,0	19,0	8,5	20,0	10,0	13,0	80	~2,9 kg.	480	~17,4 kg.	158,75 TL.
SKP-L45-S1/050-M10		M10	10,0	14,0	19,0	10,5	20,0	12,0	16,0	80	~3,0 kg.	480	~18,0 kg.	165,75 TL.
SKP-L45-S1/050-M12		M12	10,0	14,0	19,0	13,0	23,0	13,0	18,0	70	~3,0 kg.	420	~18,0 kg.	165,75 TL.
SKP-L45-S1/070-M06	70	M6	12,0	16,5	21,0	6,5	23,0	10,0	13,0	60	~3,2 kg.	360	~19,2 kg.	184,00 TL.
SKP-L45-S1/070-M08		M8	12,0	16,5	21,0	8,5	23,0	10,0	14,0	60	~3,0 kg.	360	~18,0 kg.	184,00 TL.
SKP-L45-S1/070-M10		M10	12,0	16,5	21,0	10,5	23,0	12,0	16,0	60	~3,2 kg.	360	~19,2 kg.	193,25 TL.
SKP-L45-S1/070-M12		M12	12,0	16,5	21,0	13,0	23,0	13,0	18,0	50	~2,7 kg.	300	~16,2 kg.	193,25 TL.
SKP-L45-S1/095-M08	95	M8	13,5	18,0	25,0	8,5	26,0	12,0	14,0	40	~2,5 kg.	240	~15,0 kg.	218,50 TL.
SKP-L45-S1/095-M10		M10	13,5	18,0	25,0	10,5	26,0	12,0	17,0	40	~2,6 kg.	240	~15,6 kg.	218,50 TL.
SKP-L45-S1/095-M12		M12	13,5	18,0	25,0	13,0	26,0	13,0	18,0	40	~2,8 kg.	240	~16,8 kg.	218,50 TL.
SKP-L45-S1/095-M16		M16	13,5	18,0	25,0	17,0	28,0	16,0	22,0	40	~2,8 kg.	240	~16,8 kg.	248,50 TL.
SKP-L45-S1/120-M08	120	M8	15,0	19,5	26,0	8,5	28,0	14,0	16,0	30	~2,3 kg.	180	~13,8 kg.	262,25 TL.
SKP-L45-S1/120-M10		M10	15,0	19,5	26,0	10,5	28,0	14,0	17,0	30	~2,3 kg.	180	~13,8 kg.	262,25 TL.
SKP-L45-S1/120-M12		M12	15,0	19,5	26,0	13,0	28,0	14,0	18,0	30	~2,3 kg.	180	~13,8 kg.	262,25 TL.
SKP-L45-S1/120-M16		M16	15,0	19,5	26,0	17,0	30,0	16,0	22,0	30	~2,2 kg.	180	~13,2 kg.	299,00 TL.
SKP-L45-S1/150-M08	150	M8	16,5	21,0	30,0	8,5	31,0	14,0	16,0	25	~2,4 kg.	150	~14,4 kg.	306,00 TL.
SKP-L45-S1/150-M10		M10	16,5	21,0	30,0	10,5	31,0	14,0	17,0	25	~2,2 kg.	150	~13,2 kg.	306,00 TL.
SKP-L45-S1/150-M12		M12	16,5	21,0	30,0	13,0	31,0	15,0	18,0	25	~2,4 kg.	150	~14,4 kg.	306,00 TL.
SKP-L45-S1/150-M16		M16	16,5	21,0	30,0	17,0	31,0	16,0	22,0	25	~2,3 kg.	150	~13,8 kg.	333,50 TL.
SKP-L45-S1/150-M20	M20	16,5	21,0	30,0	21,0	36,0	22,0	24,0	25	~2,2 kg.	150	~13,2 kg.	398,00 TL.	



Ürün Kodu Order Code	Kablo Kesiti Cable Section (mm <sup>2</sup> )	Civata Deligi Bolt	Boyutlar Dimensions							Kutu Adedi Box Pcs.	Kutu Ağırlığı Box Weight	Koli Adedi Parcel Pcs.	Koli Ağırlığı Box Weight	Birim Fiyatı Unit Price
			d1	d4	a	d2	b	c1	L3					
SKP-L45-S1/185-M10	185	M10	19,0	24,0	30,0	10,5	35,0	18,0	22,0	20	~2,7 kg.	120	~16,2 kg.	442,00 TL.
SKP-L45-S1/185-M12		M12	19,0	24,0	30,0	13,0	35,0	18,0	22,0	20	~2,7 kg.	120	~16,2 kg.	442,00 TL.
SKP-L45-S1/185-M16		M16	19,0	24,0	30,0	17,0	35,0	18,0	22,0	20	~2,4 kg.	120	~14,4 kg.	442,00 TL.
SKP-L45-S1/185-M20		M20	19,0	24,0	30,0	21,0	39,0	22,0	24,0	20	~2,4 kg.	120	~14,4 kg.	517,50 TL.
SKP-L45-S1/240-M10	240	M10	21,0	26,0	35,0	10,5	39,0	21,5	22,0	15	~2,4 kg.	90	~14,4 kg.	506,00 TL.
SKP-L45-S1/240-M12		M12	21,0	26,0	35,0	13,0	39,0	21,5	22,0	15	~2,5 kg.	90	~15,0 kg.	506,00 TL.
SKP-L45-S1/240-M16		M16	21,0	26,0	35,0	17,0	39,0	21,5	22,0	15	~2,4 kg.	90	~14,4 kg.	506,00 TL.
SKP-L45-S1/240-M20		M20	21,0	26,0	35,0	21,0	39,0	21,5	24,0	15	~2,3 kg.	90	~13,8 kg.	563,50 TL.
SKP-L45-S1/300-M12	300	M12	23,5	29,5	44,0	13,0	43,0	24,0	24,0	8	~2,1 kg.	48	~12,6 kg.	952,25 TL.
SKP-L45-S1/300-M16		M16	23,5	29,5	44,0	17,0	43,0	24,0	24,0	8	~2,1 kg.	48	~12,6 kg.	952,25 TL.
SKP-L45-S1/300-M20		M20	23,5	29,5	44,0	21,0	43,0	24,0	24,0	8	~2,1 kg.	48	~12,6 kg.	952,25 TL.
SKP-L45-S1/400-M12	400	M12	27,0	34,0	44,0	13,0	49,0	24,0	24,0	6	~2,1 kg.	36	~12,6 kg.	1.322,50 TL.
SKP-L45-S1/400-M16		M16	27,0	34,0	44,0	17,0	49,0	24,0	24,0	6	~2,1 kg.	36	~12,6 kg.	1.322,50 TL.
SKP-L45-S1/400-M20		M20	27,0	34,0	44,0	21,0	49,0	24,0	24,0	6	~2,0 kg.	36	~12,0 kg.	1.322,50 TL.

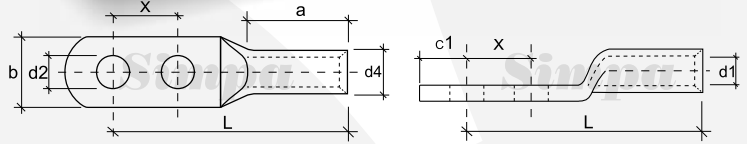
## SKP-L45-S1 ÖZELLİKLERİ

HAMMADDE	EN 13600 BAKIR BORU
MATERIAL	ELECTROLYTIC COPPER CONFORMED TO EN 13600
KAPLAMA	KALAY
COATING	TIN PLATED
BAĞLANTI	SIKMA
JOINT	CLAMP COUPLING
BORU ET KALINLIĞI	ÇOK KALIN
THICKNESS	VERY THICK
KABLO GİRİŞİ	UZUN
CABLE ENTRY	LONG



# SKP-C

## ÇİFT DELİKLİ SIKMALI KABLO PABUCU TUBULAR CABLE LUGS WITH TWO CONNECTION HOLES



5846 sayılı yasa gereği fotoğrafların izinsiz yayınlanması ve kullanılması kesinlikle yasaktır.

Ürün Kodu Order Code	Kablo Kesiti Cable Section (mm <sup>2</sup> )	Civata Deliği Bolt	Boyutlar Dimensions								Kutu Adedi Box Pcs.	Kutu Ağırlığı Box Weight	Birim Fiyatı Unit Price	
			d1	d4	a	d2	b	C1	X	L				
SKP-C/016-M06/X16	16	M6	5,5	8,5	20,0	6,4	12,0	10,0	16,0	53,0	150	~2,3 kg.	70,25 TL.	
SKP-C/016-M06/X25		M6	5,5	8,5	20,0	7,0	12,0	10,0	25,0	62,0	150		84,00 TL.	
SKP-C/025-M06/X16	25	M6	7,0	10,0	20,0	6,4	14,0	10,0	16,0	54,0	100	~2,1 kg.	89,75 TL.	
SKP-C/025-M06/X25		M6	7,0	10,0	20,0	7,0	14,0	10,0	25,0	63,0	100		110,00 TL.	
SKP-C/025-M08/X16		M8	7,0	10,0	20,0	8,5	14,0	10,0	16,0	54,0	100		89,75 TL.	
SKP-C/025-M08/X25		M8	7,0	10,0	20,0	8,5	14,0	10,0	25,0	63,0	100		110,50 TL.	
SKP-C/035-M08/X16	35	M8	8,5	12,0	20,0	8,5	18,0	10,0	16,0	62,0	80	~2,9 kg.	158,75 TL.	
SKP-C/035-M08/X25		M8	8,5	12,0	20,0	8,5	18,0	10,0	25,0	71,0	80		172,50 TL.	
SKP-C/035-M08/X40		M8	8,5	12,0	20,0	8,5	18,0	10,0	40,0	86,0	70		189,75 TL.	
SKP-C/035-M10/X25		M10	8,5	12,0	20,0	10,5	18,0	10,0	25,0	71,0	80		172,00 TL.	
SKP-C/035-M10/X40		M10	8,5	12,0	20,0	10,5	18,0	10,0	40,0	86,0	70		189,75 TL.	
SKP-C/050-M06/X25		50	M6	10,0	14,0	28,0	6,5	21,0	10,0	25,0	69,0		50	~2,8 kg.
SKP-C/050-M06/X40	M6		10,0	14,0	28,0	6,5	21,0	10,0	40,0	84,0	50	292,25 TL.		
SKP-C/050-M08/X25	M8		10,0	14,0	28,0	8,5	21,0	10,0	25,0	69,0	50	292,25 TL.		
SKP-C/050-M08/X40	M8		10,0	14,0	28,0	8,5	21,0	10,0	40,0	84,0	50	292,25 TL.		
SKP-C/050-M10/X25	M10		10,0	14,0	28,0	10,5	21,0	16,0	25,0	75,0	50	271,50 TL.		
SKP-C/050-M10/X40	M10		10,0	14,0	28,0	10,5	21,0	16,0	40,0	90,0	50	292,25 TL.		
SKP-C/050-M12/X25	M12		10,0	14,0	28,0	13,0	23,0	16,0	25,0	75,0	50	271,50 TL.		
SKP-C/050-M12/X40	M12		10,0	14,0	28,0	13,0	23,0	16,0	40,0	90,0	50	292,25 TL.		
SKP-C/070-M08/X25	70	M8	12,0	16,5	28,0	8,5	23,0	10,0	25,0	76,0	40	~3,2 kg.	331,25 TL.	
SKP-C/070-M08/X40		M8	12,0	16,5	28,0	8,5	23,0	10,0	40,0	91,0	40		352,00 TL.	
SKP-C/070-M10/X25		M10	12,0	16,5	28,0	10,5	23,0	16,0	25,0	82,0	40		331,25 TL.	
SKP-C/070-M10/X40		M10	12,0	16,5	28,0	10,5	23,0	16,0	40,0	97,0	40		352,00 TL.	
SKP-C/070-M12/X25		M12	12,0	16,5	28,0	13,0	23,0	16,0	25,0	76,0	40		331,25 TL.	
SKP-C/070-M12/X40		M12	12,0	16,5	28,0	13,0	23,0	16,0	40,0	91,0	40		352,00 TL.	
SKP-C/070-M12/X45		M12	12,0	16,5	28,0	13,0	23,0	16,0	45,0	96,0	40		359,00 TL.	
SKP-C/070-M12/X60	M12	12,0	16,5	28,0	13,0	23,0	16,0	60,0	111,0	40	386,50 TL.			
SKP-C/095-M10/X25	95	M10	13,5	18,0	35,0	10,5	26,0	16,0	25,0	87,0	25	~2,4 kg.	352,00 TL.	
SKP-C/095-M10/X40		M10	13,5	18,0	35,0	10,5	26,0	16,0	40,0	102,0	25		391,00 TL.	
SKP-C/095-M12/X25		M12	13,5	18,0	35,0	13,0	26,0	16,0	25,0	87,0	25		352,00 TL.	
SKP-C/095-M12/X40		M12	13,5	18,0	35,0	13,0	26,0	16,0	40,0	102,0	25		391,00 TL.	
SKP-C/095-M12/X45		M12	13,5	18,0	35,0	13,0	26,0	16,0	45,0	107,0	25		391,00 TL.	
SKP-C/095-M12/X60		M12	13,5	18,0	35,0	13,0	26,0	16,0	60,0	122,0	25		398,00 TL.	
SKP-C/120-M12/X25	120	M12	15,0	19,5	35,0	13,0	28,0	16,0	25,0	87,0	25	~2,6 kg.	359,50 TL.	
SKP-C/120-M12/X40		M12	15,0	19,5	35,0	13,0	28,0	16,0	40,0	102,0	25		~3,1 kg.	386,50 TL.
SKP-C/120-M12/X45		M12	15,0	19,5	35,0	13,0	28,0	16,0	45,0	107,0	25		398,00 TL.	
SKP-C/120-M12/X60		M12	15,0	19,5	35,0	13,0	28,0	16,0	60,0	122,0	25		437,00 TL.	
SKP-C/120-M16/X40		M16	15,0	19,5	35,0	17,0	28,0	19,0	40,0	105,0	25		386,50 TL.	
SKP-C/120-M16/X50		M16	15,0	19,5	35,0	17,0	28,0	19,0	50,0	115,0	25		416,50 TL.	

Ürün Kodu Order Code	Kablo Kesiti Cable Section (mm <sup>2</sup> )	Civata Deliği Bolt	Boyutlar Dimensions								Kutu Adedi Box Pcs.	Kutu Ağırlığı Box Weight	Birim Fiyatı Unit Price
			d1	d4	a	d2	b	C1	X	L			
SKP-C/150-M12/X25	150	M12	16,5	21,0	35,0	13,0	31,0	16,0	25,0	90,0	20	~2,3 kg.	391,00 TL.
SKP-C/150-M12/X40		M12	16,5	21,0	35,0	13,0	31,0	16,0	40,0	105,0	20		423,25 TL.
SKP-C/150-M12/X45		M12	16,5	21,0	35,0	13,0	31,0	16,0	45,0	110,0	20		432,50 TL.
SKP-C/150-M12/X50		M12	16,5	21,0	35,0	13,0	31,0	16,0	50,0	115,0	20	~2,8 kg.	439,50 TL.
SKP-C/150-M12/X60		M12	16,5	21,0	35,0	13,0	31,0	16,0	60,0	125,0	20		483,00 TL.
SKP-C/150-M16/X40		M16	16,5	21,0	35,0	17,0	31,0	19,0	40,0	108,0	20		423,25 TL.
SKP-C/150-M16/X50		M16	16,5	21,0	35,0	17,0	31,0	19,0	50,0	118,0	20		437,00 TL.
SKP-C/185-M12/X25	185	M12	19,0	24,0	40,0	13,0	35,0	16,0	25,0	96,0	12	~1,9 kg.	503,75 TL.
SKP-C/185-M12/X40		M12	19,0	24,0	40,0	13,0	35,0	16,0	40,0	111,0	12	~2,4 kg.	543,00 TL.
SKP-C/185-M12/X45		M12	19,0	24,0	40,0	13,0	35,0	16,0	45,0	116,0	12		570,50 TL.
SKP-C/185-M12/X50		M12	19,0	24,0	40,0	13,0	35,0	16,0	50,0	121,0	12		582,00 TL.
SKP-C/185-M12/X60		M12	19,0	24,0	40,0	13,0	35,0	16,0	60,0	131,0	12		632,50 TL.
SKP-C/185-M16/X40		M16	19,0	24,0	40,0	17,0	35,0	19,0	40,0	114,0	12		563,50 TL.
SKP-C/185-M16/X50		M16	19,0	24,0	40,0	17,0	35,0	19,0	50,0	124,0	12		609,50 TL.
SKP-C/240-M12/X25	240	M12	21,0	26,0	40,0	13,0	38,0	16,0	25,0	97,0	12	~2,1 kg.	715,50 TL.
SKP-C/240-M12/X40		M12	21,0	26,0	40,0	13,0	38,0	16,0	40,0	112,0	12		754,50 TL.
SKP-C/240-M12/X45		M12	21,0	26,0	40,0	13,0	38,0	16,0	45,0	117,0	12		767,25 TL.
SKP-C/240-M12/X50		M12	21,0	26,0	40,0	13,0	38,0	16,0	50,0	122,0	12		775,25 TL.
SKP-C/240-M12/X60		M12	21,0	26,0	40,0	13,0	38,0	16,0	60,0	132,0	12		783,75 TL.
SKP-C/240-M16/X40		M16	21,0	26,0	40,0	17,0	38,0	19,0	40,0	115,0	12		767,25 TL.
SKP-C/240-M16/X50		M16	21,0	26,0	40,0	17,0	38,0	19,0	50,0	125,0	12		775,25 TL.

**TALEP EDİLMESİ DURUMUNDA 45 VE 90 DERECE ÜRETİMİMİZ BULUNMAKTADIR.**  
UPON REQUEST, IT IS AVAILABLE IN 45 & 95 DEGREES.



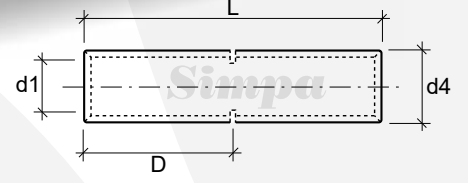
#### SKP-CÖZELLİKLERİ

HAMMADDE	EN 13600 BAKIR BORU
MATERİAL	ELECTROLYTIC COPPER CONFORMED TO EN 13600
KAPLAMA	KALAY
COATING	TIN PLATED
BAĞLANTI	SIKMA
JOINT	CLAMP COUPLING
BORU ET KALINLIĞI	ÇOK KALIN
THICKNESS	VERY THICK
KABLO GİRİŞİ	UZUN
CABLE ENTRY	LONG



# SEM-A

## STANDART TİP SIKMALI EK MUFLARI STANDARD TYPE BUTT CONNECTORS



5846 sayılı yasa gereği fotoğrafların izinsiz yayınlanması ve kullanılması kesinlikle yasaktır.

Ürün Kodu Order Code	Kablo Kesiti Cable Section (mm <sup>2</sup> )	Boyutlar Dimensions				Kutu Adedi Box Pcs.	Kutu Ağırlığı Box Weight	Koli Adedi Parcel Pcs.	Koli Ağırlığı Box Weight	Birim Fiyatı Unit Price
		d1	d4	L	D					
SEM-A/001,5	1,5	1,8	3,4	20,0	10,0	1.000	~1,1 kg.	8.000	~8,8 kg.	14,00 TL.
SEM-A/002,5	2,5	2,4	4,0	20,0	10,0	1.000	~1,3 kg.	8.000	~10,4 kg.	14,00 TL.
SEM-A/004	4	3,1	4,8	20,0	10,0	800	~1,4 kg.	6.400	~11,2 kg.	14,50 TL.
SEM-A/006	6	4,0	5,5	25,0	12,5	800	~2,1 kg.	6.400	~16,8 kg.	14,75 TL.
SEM-A/010	10	4,5	6,0	30,0	15,0	600	~2,1 kg.	4.800	~16,8 kg.	16,75 TL.
SEM-A/016	16	5,5	7,5	35,0	17,5	300	~2,0 kg.	2.400	~16,0 kg.	23,00 TL.
SEM-A/025	25	7,0	9,5	40,0	20,0	200	~2,4 kg.	1.600	~19,2 kg.	41,25 TL.
SEM-A/035	35	8,5	11,0	45,0	22,5	150	~2,2 kg.	1.200	~17,6 kg.	55,00 TL.
SEM-A/050	50	10,0	13,0	50,0	25,0	100	~2,4 kg.	1.000	~19,2 kg.	92,75 TL.
SEM-A/070	70	11,5	14,5	55,0	27,5	80	~2,4 kg.	640	~19,2 kg.	126,50 TL.
SEM-A/095	95	13,5	16,5	60,0	30,0	60	~2,3 kg.	480	~18,4 kg.	131,25 TL.
SEM-A/120	120	14,5	18,0	65,0	32,5	40	~2,1 kg.	320	~16,8 kg.	179,50 TL.
SEM-A/150	150	16,5	21,0	70,0	35,0	30	~2,6 kg.	240	~20,8 kg.	281,00 TL.
SEM-A/185	185	18,5	23,0	75,0	37,5	20	~2,0 kg.	160	~16,0 kg.	333,50 TL.
SEM-A/240	240	21,0	26,0	85,0	42,5	15	~2,1 kg.	120	~16,8 kg.	460,00 TL.
SEM-A/300	300	23,5	28,5	100,0	50,0	10	~1,9 kg.	80	~15,2 kg.	506,00 TL.
SEM-A/400	400	27,0	33,0	110,0	55,0	6	~1,5 kg.	48	~12,0 kg.	874,00 TL.
SEM-A/500	500	30,0	38,0	120,0	60,0	4	~1,7 kg.	32	~13,6 kg.	1.403,00 TL.
SEM-A/625	625	34,0	42,0	130,0	65,0	3	~1,7 kg.	24	~13,6 kg.	2.185,00 TL.

### SEM-A ÖZELLİKLERİ

HAMMADDE	EN 13600 BAKIR BORU
MATERIAL	ELECTROLYTIC COPPER CONFORMED TO EN 13600
KAPLAMA	KALAY
COATING	TIN PLATED
BAĞLANTI	SIKMA / LEHİM
JOINT	CLAMP COUPLING
BORU ET KALINLIĞI	KALIN
THICKNESS	THICK





# SEM-D

DIN 46267-1 TİP SIKMALI EK MUFLARI  
DIN 46267-1 TYPE BUTT CONNECTORS

5846 sayılı yasa gereği fotoğrafların izinsiz yayınlanması ve kullanılması kesinlikle yasaktır.

Ürün Kodu Order Code	Kablo Kesiti Cable Section (mm <sup>2</sup> )	Boyutlar Dimensions			Kutu Adedi Box Pcs.	Kutu Ağırlığı Box Weight	Koli Adedi Parcel Pcs.	Koli Ağırlığı Box Weight	Birim Fiyatı Unit Price
		d1	d4	L					
SEM-D/006	6	3,8	5,5	30,0	700	~2,4 kg.	4200	~14,4 kg.	15,75 TL.
SEM-D/010	10	4,5	6,0	30,0	600	~1,9 kg.	3600	~11,4 kg.	15,75 TL.
SEM-D/016	16	5,5	8,5	50,0	200	~2,9 kg.	1200	~17,4 kg.	44,00 TL.
SEM-D/025	25	7,0	10,0	50,0	150	~2,7 kg.	900	~16,2 kg.	54,50 TL.
SEM-D/035	35	8,2	12,5	50,0	100	~3,9 kg.	600	~23,4 kg.	96,25 TL.
SEM-D/050	50	10,0	14,5	56,0	80	~3,4 kg.	480	~20,4 kg.	140,50 TL.
SEM-D/070	70	11,5	16,5	56,0	50	~2,7 kg.	300	~16,2 kg.	163,50 TL.
SEM-D/095	95	13,5	19,0	70,0	35	~3,1 kg.	210	~18,6 kg.	248,50 TL.
SEM-D/120	120	15,5	21,0	70,0	25	~2,4 kg.	150	~14,4 kg.	276,00 TL.
SEM-D/150	150	17,0	23,5	80,0	20	~2,9 kg.	120	~17,4 kg.	411,75 TL.
SEM-D/185	185	19,0	25,5	85,0	12	~2,1 kg.	72	~12,6 kg.	462,50 TL.
SEM-D/240	240	21,5	29,0	90,0	10	~2,4 kg.	60	~14,4 kg.	662,50 TL.
SEM-D/300	300	24,5	32,0	100,0	8	~2,4 kg.	48	~14,4 kg.	888,00 TL.
SEM-D/400	400	27,5	38,5	150,0	4	~3,0 kg.	24	~18,0 kg.	2.116,00 TL.
SEM-D/500	500	31,0	42,0	160,0	3	~2,7 kg.	18	~16,1 kg.	2.519,00 TL.
SEM-D/625	625	34,5	44,0	160,0	3	~2,4 kg.	18	~14,2 kg.	2.783,00 TL.
SEM-D/800	800	40,0	52,0	200,0	1	~1,5 kg.	6		
SEM-D/1000	1000	44,0	58,0	200,0	1	~2,0 kg.	6		

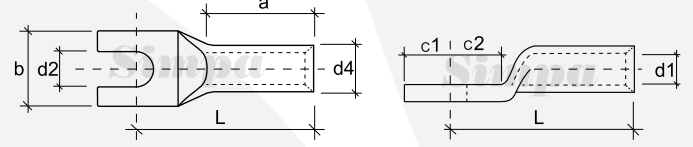
## SEM-D ÖZELLİKLERİ

HAMMADDE	EN 13600 BAKIR BORU
MATERİAL	ELECTROLYTIC COPPER CONFORMED TO EN 13600
KAPLAMA	KALAY
COATING	TIN PLATED
BAĞLANTI	SIKMA / LEHİM
JOINT	CLAMP COUPLING
DIN NORMU 46267-1'E UYGUNDUR	
CONFORMED TO DIN 46267-1	



# SKP-F

## ÇATAL TİP SIKMALI KABLO PABUCU FORK TYPE CABLE LUGS



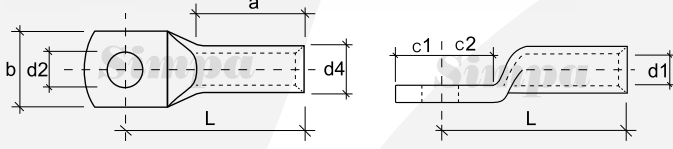
5846 sayılı yasa gereği fotoğrafların izinsiz yayınlanması ve kullanılması kesinlikle yasaktır.

Ürün Kodu Order Code	Kablo Kesiti Cable Section (mm <sup>2</sup> )	Civata Deliği Bolt	Boyutlar Dimensions								Kutu Adedi Box Pcs.	Kutu Ağırlığı Box Weight	Koli Adedi Parcel Pcs.	Koli Ağırlığı Box Weight	Birim Fiyatı Unit Price
			d1	d4	a	d2	b	c1	c2	L					
SKP-F/006-M04	6	M4	4,0	5,5	9,5	4,3	9,0	6,5	6,5	19,0	1.000	~2,3 kg.	8.000	~18,4 kg.	19,75 TL.
SKP-F/006-M05		M5	4,0	5,5	9,5	5,3	9,0	6,5	6,5	19,0	1.000	~2,2 kg.	8.000	~18,4 kg.	19,75 TL.
SKP-F/006-M06		M6	4,0	6,0	6,0	6,4	10,5	7,0	7,0	21,0	700	~2,4 kg.	5.600	~19,2 kg.	26,00 TL.
SKP-F/006-M08		M8	4,0	6,0	6,0	8,4	13,0	8,0	8,0	22,5	600	~2,2 kg.	4.800	~17,6 kg.	29,50 TL.
SKP-F/010-M05	10	M5	4,5	7,0	10,0	5,3	12,0	6,5	7,5	22,0	500	~2,1 kg.	4.000	~16,8 kg.	29,50 TL.
SKP-F/010-M06		M6	4,5	7,0	10,0	6,4	12,0	6,5	7,5	22,0	500	~2,1 kg.	4.000	~16,8 kg.	29,50 TL.
SKP-F/010-M08		M8	4,5	7,5	10,0	8,4	15,0	10,0	10,0	25,0	400	~2,4 kg.	3.200	~19,2 kg.	35,25 TL.
SKP-F/016-M05	16	M5	5,5	8,5	13,0	5,4	12,0	5,5	6,5	26,0	400	~2,2 kg.	2.400	~13,2 kg.	47,75 TL.
SKP-F/016-M06		M6	5,5	8,5	13,0	6,4	12,0	6,2	7,5	27,0	400	~3,4 kg.	2.400	~20,4 kg.	47,75 TL.
SKP-F/016-M08		M8	5,5	8,5	13,0	8,4	15,0	8,5	9,5	29,0	300	~2,8 kg.	1.800	~16,8 kg.	47,75 TL.

### SKP-F ÖZELLİKLERİ

HAMMADDE	EN 13600 BAKIR BORU
MATERIAL	ELECTROLYTIC COPPER CONFORMED TO EN 13600
KAPLAMA	KALAY
COATING	TIN PLATED
BAĞLANTI	SIKMA
JOINT	CLAMP COUPLING
KABLO GİRİŞİ	NORMAL
CABLE ENTRY	STANDARD





# AKP-D

## ALÜMİNYUM KABLO PABUCU DIN 46329 DIN 46329 TYPE ALUMINIUM CABLE LUGS

5846 sayılı yasa gereği fotoğrafların izinsiz yayınlanması ve kullanılması kesinlikle yasaktır.

Ürün Kodu Order Code	Kablo Kesiti Cable Section (mm <sup>2</sup> )	Civata Deliği Bolt	Boyutlar Dimensions									Kutu Adedi Box Pcs.	Kutu Ağırlığı Box Weight	Koli Adedi Parcel Pcs.	Koli Ağırlığı Box Weight	Birim Fiyatı Unit Price
			d1	d4	a	d2	b	c1	c2	L	L+c1					
AKP-D/010-M08/SD	<b>10</b>	<b>M8</b>	<b>50</b>	<b>100</b>	<b>320</b>	<b>85</b>	<b>180</b>	<b>100</b>	<b>115</b>	<b>520</b>	<b>620</b>	<b>125</b>	<b>~1,3 kg.</b>	<b>1250</b>	<b>~13,0 kg.</b>	<b>24,00 TL.</b>
AKP-D/016-M08/SD	<b>16</b>	<b>M8</b>	<b>58</b>	<b>120</b>	<b>340</b>	<b>85</b>	<b>180</b>	<b>100</b>	<b>115</b>	<b>520</b>	<b>620</b>	<b>100</b>	<b>~1,3 kg.</b>	<b>1000</b>	<b>~13,0 kg.</b>	<b>24,00 TL.</b>
AKP-D/016-M10		M10	58	120	340	105	180	100	115	520	620	100	~1,3 kg.	1000	~13,0 kg.	24,00 TL.
AKP-D/025-M08/SD	<b>25</b>	<b>M8</b>	<b>68</b>	<b>120</b>	<b>400</b>	<b>85</b>	<b>180</b>	<b>100</b>	<b>115</b>	<b>600</b>	<b>700</b>	<b>80</b>	<b>~1,1 kg.</b>	<b>800</b>	<b>~11,0 kg.</b>	<b>29,50 TL.</b>
AKP-D/025-M10		M10	68	120	400	105	190	120	120	600	720	80	~1,1 kg.	800	~11,0 kg.	29,50 TL.
AKP-D/025-M12		M12	68	120	400	130	210	130	130	600	730	80	~1,1 kg.	800	~11,0 kg.	29,50 TL.
AKP-D/035-M08		M8	80	140	430	85	210	115	140	670	785	60	~1,3 kg.	600	~13,0 kg.	39,75 TL.
AKP-D/035-M10/SD	<b>35</b>	<b>M10</b>	<b>80</b>	<b>140</b>	<b>430</b>	<b>105</b>	<b>210</b>	<b>115</b>	<b>140</b>	<b>670</b>	<b>785</b>	<b>60</b>	<b>~1,3 kg.</b>	<b>600</b>	<b>~13,0 kg.</b>	<b>37,00 TL.</b>
AKP-D/035-M12		M12	80	140	430	130	210	115	140	670	785	60	~1,2 kg.	600	~12,0 kg.	37,00 TL.
AKP-D/035-M14		M14	80	140	430	150	210	120	160	690	810	60	~1,3 kg.	600	~13,0 kg.	50,25 TL.
AKP-D/050-M10/SD	<b>50</b>	<b>M10</b>	<b>98</b>	<b>160</b>	<b>460</b>	<b>105</b>	<b>250</b>	<b>140</b>	<b>150</b>	<b>720</b>	<b>860</b>	<b>40</b>	<b>~1,1 kg.</b>	<b>400</b>	<b>~11,0 kg.</b>	<b>51,75 TL.</b>
AKP-D/050-M12		M12	98	160	460	130	250	140	150	720	860	40	~1,1 kg.	400	~11,0 kg.	51,75 TL.
AKP-D/070-M10/SD	<b>70</b>	<b>M10</b>	<b>112</b>	<b>185</b>	<b>540</b>	<b>105</b>	<b>280</b>	<b>150</b>	<b>175</b>	<b>860</b>	<b>1010</b>	<b>25</b>	<b>~1,4 kg.</b>	<b>250</b>	<b>~14,0 kg.</b>	<b>80,50 TL.</b>
AKP-D/070-M12		M12	112	185	540	130	280	150	175	860	1010	25	~1,1 kg.	250	~11,0 kg.	80,50 TL.
AKP-D/095-M10		M10	132	220	590	105	320	155	175	900	1055	15	~1,0 kg.	150	~10,0 kg.	112,75 TL.
AKP-D/095-M12/SD	<b>95</b>	<b>M12</b>	<b>132</b>	<b>220</b>	<b>590</b>	<b>130</b>	<b>320</b>	<b>155</b>	<b>175</b>	<b>900</b>	<b>1055</b>	<b>15</b>	<b>~1,0 kg.</b>	<b>150</b>	<b>~10,0 kg.</b>	<b>112,75 TL.</b>
AKP-D/095-M16		M16	132	220	590	170	340	155	175	900	1055	15	~1,0 kg.	150	~10,0 kg.	112,75 TL.
AKP-D/120-M12/SD	<b>120</b>	<b>M12</b>	<b>147</b>	<b>230</b>	<b>590</b>	<b>130</b>	<b>320</b>	<b>160</b>	<b>175</b>	<b>910</b>	<b>1070</b>	<b>15</b>	<b>~1,0 kg.</b>	<b>150</b>	<b>~10,0 kg.</b>	<b>131,25 TL.</b>
AKP-D/120-M16		M16	147	230	590	170	340	160	175	910	1070	15	~1,3 kg.	150	~13,0 kg.	131,25 TL.
AKP-D/150-M12/SD	<b>150</b>	<b>M12</b>	<b>163</b>	<b>250</b>	<b>620</b>	<b>130</b>	<b>350</b>	<b>175</b>	<b>200</b>	<b>1030</b>	<b>1205</b>	<b>12</b>	<b>~1,1 kg.</b>	<b>120</b>	<b>~11,0 kg.</b>	<b>176,00 TL.</b>
AKP-D/150-M16		M16	163	250	620	170	350	175	200	1030	1205	12	~1,1 kg.	120	~11,0 kg.	176,00 TL.
AKP-D/150-M20		M20	163	250	620	210	410	175	200	1030	1205	12	~1,1 kg.	120	~11,0 kg.	176,00 TL.
AKP-D/185-M12		M12	183	285	630	130	400	190	200	1060	1250	8	~1,0 kg.	80	~10,0 kg.	244,00 TL.
AKP-D/185-M16/SD	<b>185</b>	<b>M16</b>	<b>183</b>	<b>285</b>	<b>630</b>	<b>170</b>	<b>400</b>	<b>190</b>	<b>200</b>	<b>1060</b>	<b>1250</b>	<b>8</b>	<b>~1,0 kg.</b>	<b>80</b>	<b>~10,0 kg.</b>	<b>244,00 TL.</b>
AKP-D/185-M20		M20	183	285	630	210	400	190	200	1060	1250	8	~1,1 kg.	80	~11,0 kg.	244,00 TL.
AKP-D/240-M12		M12	210	320	720	130	450	230	240	1160	1390	8	~1,4 kg.	80	~14,0 kg.	293,25 TL.
AKP-D/240-M16/SD	<b>240</b>	<b>M16</b>	<b>210</b>	<b>320</b>	<b>720</b>	<b>170</b>	<b>450</b>	<b>230</b>	<b>240</b>	<b>1160</b>	<b>1390</b>	<b>8</b>	<b>~1,4 kg.</b>	<b>80</b>	<b>~14,0 kg.</b>	<b>293,25 TL.</b>
AKP-D/240-M20		M20	210	320	720	210	450	230	240	1160	1390	8	~1,4 kg.	80	~14,0 kg.	293,25 TL.
AKP-D/300-M16/SD	<b>300</b>	<b>M16</b>	<b>233</b>	<b>340</b>	<b>740</b>	<b>170</b>	<b>490</b>	<b>240</b>	<b>250</b>	<b>1240</b>	<b>1480</b>	<b>5</b>	<b>~1,0 kg.</b>	<b>50</b>	<b>~10,0 kg.</b>	<b>405,00 TL.</b>
AKP-D/300-M20		M20	233	340	740	210	490	240	250	1240	1480	5	~1,0 kg.	50	~10,0 kg.	405,00 TL.
AKP-D/400-M16/SD	<b>400</b>	<b>M16</b>	<b>260</b>	<b>385</b>	<b>1050</b>	<b>170</b>	<b>580</b>	<b>300</b>	<b>320</b>	<b>1660</b>	<b>1960</b>	<b>10</b>	<b>~3,3 kg.</b>	<b>20</b>	<b>~33,0 kg.</b>	<b>761,50 TL.</b>
AKP-D/400-M20		M20	260	385	1050	210	580	300	320	1660	1960	10	~3,3 kg.	20	~33,0 kg.	761,50 TL.

### AKP-D ÖZELLİKLERİ

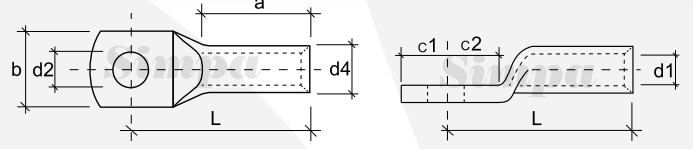
HAMMADDE	ELEKTROLİTİK ALÜMİNYUM
METERIAL	ELECTROLYTIC ALUMINIUM
KAPLAMA	DOĞAL PARLAK
COATING	NATURAL BRIGHT
BAĞLANTI	SİKMA
JOINT	CLAMP COUPLING
DIN NORMU 46329/A UYGUNDUR	
CONFORMED TO DIN 46329 TUBE DIMENSIONS	

BU TABLODA KOYU YAZI KARAKTERİ İLE BELİRTİLMİŞ OLAN KABLO PABUÇLARI STANDART ÜRETİMİMİZDİR.  
THE CABLE LUGS WHICH ARE INDICATED IN BOLD FONT, ARE STANDARD PRODUCTS OF **Simpa**



# AKP-DY

**ALÜMİNYUM KABLO PABUCU**  
**OKSİT KORUMA YAĞLI DIN 46329**  
ALUMINIUM CABLE LUGS  
WITH OXIDE PROTECTION OIL DIN 46329



5846 sayılı yasa gereği fotoğrafların izinsiz yayınlanması ve kullanılması kesinlikle yasaktır.

Ürün Kodu Order Code	Kablo Kesiti Cable Section (mm <sup>2</sup> )	Civata Deliği Bolt	Boyutlar Dimensions									Kutu Adedi Box Pcs.	Kutu Ağırlığı Box Weight	Koli Adedi Parcel Pcs.	Koli Ağırlığı Box Weight	Birim Fiyatı Unit Price
			d1	d4	a	d2	b	c1	c2	L	L+c1					
<b>AKP-DY/016-M08/SD</b>	<b>16</b>	<b>M8</b>	<b>58</b>	<b>120</b>	<b>340</b>	<b>85</b>	<b>180</b>	<b>100</b>	<b>115</b>	<b>520</b>	<b>620</b>	<b>100</b>	<b>~13 kg.</b>	<b>1.000</b>	<b>~130 kg.</b>	<b>30,50 TL.</b>
AKP-DY/016-M10		M10	58	120	340	105	180	100	115	520	620	100	~13 kg.	1.000	~130 kg.	30,50 TL.
<b>AKP-DY/025-M08/SD</b>	<b>25</b>	<b>M8</b>	<b>68</b>	<b>120</b>	<b>400</b>	<b>85</b>	<b>180</b>	<b>100</b>	<b>115</b>	<b>600</b>	<b>700</b>	<b>80</b>	<b>~11 kg.</b>	<b>800</b>	<b>~110 kg.</b>	<b>35,25 TL.</b>
AKP-DY/025-M10		M10	68	120	400	105	190	120	120	600	720	80	~11 kg.	800	~110 kg.	35,25 TL.
AKP-DY/025-M12		M12	68	120	400	130	210	130	130	600	730	80	~11 kg.	800	~110 kg.	35,25 TL.
AKP-DY/035-M08	<b>35</b>	<b>M8</b>	<b>80</b>	<b>140</b>	<b>430</b>	<b>85</b>	<b>210</b>	<b>115</b>	<b>140</b>	<b>670</b>	<b>785</b>	<b>60</b>	<b>~13 kg.</b>	<b>600</b>	<b>~130 kg.</b>	<b>43,25 TL.</b>
<b>AKP-DY/035-M10/SD</b>		<b>M10</b>	<b>80</b>	<b>140</b>	<b>430</b>	<b>105</b>	<b>210</b>	<b>115</b>	<b>140</b>	<b>670</b>	<b>785</b>	<b>60</b>	<b>~13 kg.</b>	<b>600</b>	<b>~130 kg.</b>	<b>43,25 TL.</b>
AKP-DY/035-M12		M12	80	140	430	130	210	115	140	670	785	60	~13 kg.	600	~130 kg.	43,25 TL.
<b>AKP-DY/050-M10/SD</b>	<b>50</b>	<b>M10</b>	<b>98</b>	<b>160</b>	<b>460</b>	<b>105</b>	<b>250</b>	<b>140</b>	<b>150</b>	<b>720</b>	<b>860</b>	<b>40</b>	<b>~14 kg.</b>	<b>400</b>	<b>~140 kg.</b>	<b>60,00 TL.</b>
AKP-DY/050-M12		M12	98	160	460	130	250	140	150	720	860	40	~14 kg.	400	~140 kg.	60,00 TL.
<b>AKP-DY/070-M10/SD</b>	<b>70</b>	<b>M10</b>	<b>112</b>	<b>185</b>	<b>540</b>	<b>105</b>	<b>280</b>	<b>150</b>	<b>175</b>	<b>860</b>	<b>1010</b>	<b>25</b>	<b>~14 kg.</b>	<b>250</b>	<b>~140 kg.</b>	<b>92,00 TL.</b>
AKP-DY/070-M12		M12	112	185	540	130	280	150	175	860	1010	25	~14 kg.	250	~140 kg.	92,00 TL.
AKP-DY/095-M10	<b>95</b>	<b>M10</b>	<b>132</b>	<b>220</b>	<b>590</b>	<b>105</b>	<b>320</b>	<b>155</b>	<b>175</b>	<b>900</b>	<b>1055</b>	<b>15</b>	<b>~10 kg.</b>	<b>150</b>	<b>~100 kg.</b>	<b>126,50 TL.</b>
<b>AKP-DY/095-M12/SD</b>		<b>M12</b>	<b>132</b>	<b>220</b>	<b>590</b>	<b>130</b>	<b>320</b>	<b>155</b>	<b>175</b>	<b>900</b>	<b>1055</b>	<b>15</b>	<b>~10 kg.</b>	<b>150</b>	<b>~100 kg.</b>	<b>126,50 TL.</b>
AKP-DY/095-M16		M16	132	220	590	170	340	155	175	900	1055	15	~10 kg.	150	~100 kg.	126,50 TL.
<b>AKP-DY/120-M12/SD</b>	<b>120</b>	<b>M12</b>	<b>147</b>	<b>230</b>	<b>590</b>	<b>130</b>	<b>320</b>	<b>160</b>	<b>175</b>	<b>910</b>	<b>1070</b>	<b>15</b>	<b>~09 kg.</b>	<b>150</b>	<b>~90 kg.</b>	<b>145,00 TL.</b>
AKP-DY/120-M16		M16	147	230	590	170	340	160	175	910	1070	15	~09 kg.	150	~90 kg.	145,00 TL.
<b>AKP-DY/150-M12/SD</b>	<b>150</b>	<b>M12</b>	<b>163</b>	<b>250</b>	<b>620</b>	<b>130</b>	<b>350</b>	<b>175</b>	<b>200</b>	<b>1030</b>	<b>1205</b>	<b>12</b>	<b>~11 kg.</b>	<b>120</b>	<b>~110 kg.</b>	<b>193,25 TL.</b>
AKP-DY/150-M16		M16	163	250	620	170	350	175	200	1030	1205	12	~11 kg.	120	~110 kg.	193,25 TL.
AKP-DY/150-M20		M20	163	250	620	210	410	175	200	1030	1205	12	~11 kg.	120	~110 kg.	193,25 TL.
AKP-DY/185-M12	<b>185</b>	<b>M12</b>	<b>183</b>	<b>285</b>	<b>630</b>	<b>130</b>	<b>400</b>	<b>190</b>	<b>200</b>	<b>1060</b>	<b>1250</b>	<b>8</b>	<b>~11 kg.</b>	<b>80</b>	<b>~110 kg.</b>	<b>264,50 TL.</b>
<b>AKP-DY/185-M16/SD</b>		<b>M16</b>	<b>183</b>	<b>285</b>	<b>630</b>	<b>170</b>	<b>400</b>	<b>190</b>	<b>200</b>	<b>1060</b>	<b>1250</b>	<b>8</b>	<b>~11 kg.</b>	<b>80</b>	<b>~110 kg.</b>	<b>264,50 TL.</b>
AKP-DY/185-M20		M20	183	285	630	210	400	190	200	1060	1250	8	~11 kg.	80	~110 kg.	264,50 TL.
AKP-DY/240-M12	<b>240</b>	<b>M12</b>	<b>210</b>	<b>320</b>	<b>720</b>	<b>130</b>	<b>450</b>	<b>230</b>	<b>240</b>	<b>1160</b>	<b>1390</b>	<b>8</b>	<b>~14 kg.</b>	<b>80</b>	<b>~140 kg.</b>	<b>313,00 TL.</b>
<b>AKP-DY/240-M16/SD</b>		<b>M16</b>	<b>210</b>	<b>320</b>	<b>720</b>	<b>170</b>	<b>450</b>	<b>230</b>	<b>240</b>	<b>1160</b>	<b>1390</b>	<b>8</b>	<b>~14 kg.</b>	<b>80</b>	<b>~140 kg.</b>	<b>313,00 TL.</b>
AKP-DY/240-M20		M20	210	320	720	210	450	230	240	1160	1390	8	~14 kg.	80	~140 kg.	313,00 TL.
<b>AKP-DY/300-M16/SD</b>	<b>300</b>	<b>M16</b>	<b>233</b>	<b>340</b>	<b>740</b>	<b>170</b>	<b>490</b>	<b>240</b>	<b>250</b>	<b>1240</b>	<b>1480</b>	<b>5</b>	<b>~12 kg.</b>	<b>50</b>	<b>~120 kg.</b>	<b>460,00 TL.</b>
AKP-DY/300-M20		M20	233	340	740	210	490	240	250	1240	1480	5	~12 kg.	50	~120 kg.	460,00 TL.
<b>AKP-DY/400-M16/SD</b>	<b>400</b>	<b>M16</b>	<b>260</b>	<b>385</b>	<b>1050</b>	<b>170</b>	<b>580</b>	<b>300</b>	<b>320</b>	<b>1660</b>	<b>1960</b>	<b>10</b>	<b>~33 kg.</b>	<b>20</b>	<b>~330 kg.</b>	<b>807,50 TL.</b>
AKP-DY/400-M20		M20	260	385	1050	210	580	300	320	1660	1960	10	~33 kg.	20	~330 kg.	807,50 TL.

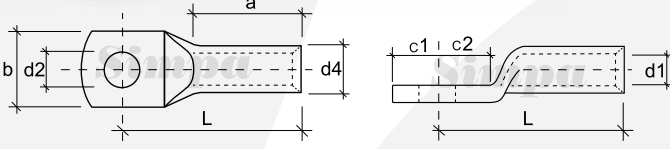
## AKP-DY ÖZELLİKLERİ

HAMMADDE	ELEKTROLİTİK ALÜMİNYUM
MATERİAL	ELECTROLYTIC ALUMINIUM
KAPLAMA	DOĞAL PARLAK
COATING	NATURAL BRIGHT
BAĞLANTI	SIKMA
JOINT	CLAMP COUPLING
DIN NORMU 46329'A UYGUNDUR	
CONFORMED TO DIN 46329 TUBE DIMENSIONS	

BU TABLODA KOYU YAZI KARAKTERİ İLE BELİRTİLMİŞ OLAN KABLO PABUÇLARI STANDART ÜRETİMİMİZDİR.  
THE CABLE LUGS WHICH ARE INDICATED IN BOLD FONT, ARE STANDARD PRODUCTS OF **Simpa**







# AKP-DK

ALÜMİNYUM KABLO PABUCU KALAY KAPLI  
OKSİT KORUMA YAĞLI DIN 46329  
ALUMINIUM CABLE LUGS TIN PLATED  
WITH OXIDE PROTECTION OIL DIN 46329

5846 sayılı yasa gereği fotoğrafların izinsiz yayınlanması ve kullanılması kesinlikle yasaktır.

Ürün Kodu Order Code	Kablo Kesiti Cable Section (mm <sup>2</sup> )	Civata Deligi Bolt	Boyutlar Dimensions									Kutu Adedi Box Pcs.	Kutu Ağırlığı Box Weight	Koli Adedi Parcel Pcs.	Koli Ağırlığı Box Weight	Birim Fiyatı Unit Price
			d1	d4	a	d2	b	c1	c2	L	L+c1					
AKP-DK/016-M08/SD	<b>16</b>	<b>M8</b>	<b>5.8</b>	<b>12.0</b>	<b>34.0</b>	<b>8.5</b>	<b>18.0</b>	<b>10.0</b>	<b>11.5</b>	<b>52.0</b>	<b>62.0</b>	<b>100</b>	~1,3 kg.	<b>1000</b>	~13,0 kg.	☎
AKP-DK/016-M10		M10	5.8	12.0	34.0	10.5	18.0	10.0	11.5	52.0	62.0	100	~1,3 kg.	1000	~13,0 kg.	☎
AKP-DK/025-M08/SD	<b>25</b>	<b>M8</b>	<b>6.8</b>	<b>12.0</b>	<b>40.0</b>	<b>8.5</b>	<b>18.0</b>	<b>10.0</b>	<b>11.5</b>	<b>60.0</b>	<b>70.0</b>	<b>80</b>	~1,1 kg.	<b>800</b>	~11,0 kg.	☎
AKP-DK/025-M10		M10	6.8	12.0	40.0	10.5	19.0	12.0	12.0	60.0	72.0	80	~1,1 kg.	800	~11,0 kg.	☎
AKP-DK/025-M12	M12	6.8	12.0	40.0	13.0	21.0	13.0	13.0	60.0	73.0	80	~1,1 kg.	800	~11,0 kg.	☎	
AKP-DK/035-M08	<b>35</b>	<b>M8</b>	<b>8.0</b>	<b>14.0</b>	<b>43.0</b>	<b>8.5</b>	<b>21.0</b>	<b>11.5</b>	<b>14.0</b>	<b>67.0</b>	<b>78.5</b>	<b>60</b>	~1,3 kg.	<b>600</b>	~13,0 kg.	☎
AKP-DK/035-M10/SD		<b>M10</b>	<b>8.0</b>	<b>14.0</b>	<b>43.0</b>	<b>10.5</b>	<b>21.0</b>	<b>11.5</b>	<b>14.0</b>	<b>67.0</b>	<b>78.5</b>	<b>60</b>	~1,3 kg.	<b>600</b>	~13,0 kg.	☎
AKP-DK/035-M12	M12	8.0	14.0	43.0	13.0	21.0	11.5	14.0	67.0	78.5	60	~1,3 kg.	600	~13,0 kg.	☎	
AKP-DK/050-M10/SD	<b>50</b>	<b>M10</b>	<b>9.8</b>	<b>16.0</b>	<b>46.0</b>	<b>10.5</b>	<b>25.0</b>	<b>14.0</b>	<b>15.0</b>	<b>72.0</b>	<b>86.0</b>	<b>40</b>	~1,4 kg.	<b>400</b>	~14,0 kg.	☎
AKP-DK/050-M12		M12	9.8	16.0	46.0	13.0	25.0	14.0	15.0	72.0	86.0	40	~1,4 kg.	400	~14,0 kg.	☎
AKP-DK/070-M10/SD	<b>70</b>	<b>M10</b>	<b>11.2</b>	<b>18.5</b>	<b>54.0</b>	<b>10.5</b>	<b>28.0</b>	<b>15.0</b>	<b>17.5</b>	<b>86.0</b>	<b>101.0</b>	<b>25</b>	~1,4 kg.	<b>250</b>	~14,0 kg.	☎
AKP-DK/070-M12		M12	11.2	18.5	54.0	13.0	28.0	15.0	17.5	86.0	101.0	25	~1,4 kg.	250	~14,0 kg.	☎
AKP-DK/095-M10	<b>95</b>	<b>M10</b>	<b>13.2</b>	<b>22.0</b>	<b>59.0</b>	<b>10.5</b>	<b>32.0</b>	<b>15.5</b>	<b>17.5</b>	<b>90.0</b>	<b>105.5</b>	<b>15</b>	~1,0 kg.	<b>150</b>	~10,0 kg.	☎
AKP-DK/095-M12/SD		<b>M12</b>	<b>13.2</b>	<b>22.0</b>	<b>59.0</b>	<b>13.0</b>	<b>32.0</b>	<b>15.5</b>	<b>17.5</b>	<b>90.0</b>	<b>105.5</b>	<b>15</b>	~1,0 kg.	<b>150</b>	~10,0 kg.	☎
AKP-DK/095-M16	M16	13.2	22.0	59.0	17.0	34.0	15.5	17.5	90.0	105.5	15	~1,0 kg.	150	~10,0 kg.	☎	
AKP-DK/120-M12/SD	<b>120</b>	<b>M12</b>	<b>14.7</b>	<b>23.0</b>	<b>59.0</b>	<b>13.0</b>	<b>32.0</b>	<b>16.0</b>	<b>17.5</b>	<b>91.0</b>	<b>107.0</b>	<b>15</b>	~0,9 kg.	<b>150</b>	~9,0 kg.	☎
AKP-DK/120-M16		M16	14.7	23.0	59.0	17.0	34.0	16.0	17.5	91.0	107.0	15	~0,9 kg.	150	~9,0 kg.	☎
AKP-DK/150-M12/SD	<b>150</b>	<b>M12</b>	<b>16.3</b>	<b>25.0</b>	<b>62.0</b>	<b>13.0</b>	<b>35.0</b>	<b>17.5</b>	<b>20.0</b>	<b>103.0</b>	<b>120.5</b>	<b>12</b>	~1,1 kg.	<b>120</b>	~11,0 kg.	☎
AKP-DK/150-M16		M16	16.3	25.0	62.0	17.0	35.0	17.5	20.0	103.0	120.5	12	~1,1 kg.	120	~11,0 kg.	☎
AKP-DK/150-M20	M20	16.3	25.0	62.0	21.0	41.0	17.5	20.0	103.0	120.5	12	~1,1 kg.	120	~11,0 kg.	☎	
AKP-DK/185-M12	<b>185</b>	<b>M12</b>	<b>18.3</b>	<b>28.5</b>	<b>63.0</b>	<b>13.0</b>	<b>40.0</b>	<b>19.0</b>	<b>20.0</b>	<b>106.0</b>	<b>125.0</b>	<b>8</b>	~1,1 kg.	<b>80</b>	~11,0 kg.	☎
AKP-DK/185-M16/SD		<b>M16</b>	<b>18.3</b>	<b>28.5</b>	<b>63.0</b>	<b>17.0</b>	<b>40.0</b>	<b>19.0</b>	<b>20.0</b>	<b>106.0</b>	<b>125.0</b>	<b>8</b>	~1,1 kg.	<b>80</b>	~11,0 kg.	☎
AKP-DK/185-M20	M20	18.3	28.5	63.0	21.0	40.0	19.0	20.0	106.0	125.0	8	~1,1 kg.	80	~11,0 kg.	☎	
AKP-DK/240-M12	<b>240</b>	<b>M12</b>	<b>21.0</b>	<b>32.0</b>	<b>72.0</b>	<b>13.0</b>	<b>45.0</b>	<b>23.0</b>	<b>24.0</b>	<b>116.0</b>	<b>139.0</b>	<b>8</b>	~1,4 kg.	<b>80</b>	~14,0 kg.	☎
AKP-DK/240-M16/SD		<b>M16</b>	<b>21.0</b>	<b>32.0</b>	<b>72.0</b>	<b>17.0</b>	<b>45.0</b>	<b>23.0</b>	<b>24.0</b>	<b>116.0</b>	<b>139.0</b>	<b>8</b>	~1,4 kg.	<b>80</b>	~14,0 kg.	☎
AKP-DK/240-M20	M20	21.0	32.0	72.0	21.0	45.0	23.0	24.0	116.0	139.0	8	~1,4 kg.	80	~14,0 kg.	☎	
AKP-DK/300-M16/SD	<b>300</b>	<b>M16</b>	<b>23.3</b>	<b>34.0</b>	<b>74.0</b>	<b>17.0</b>	<b>49.0</b>	<b>24.0</b>	<b>25.0</b>	<b>124.0</b>	<b>148.0</b>	<b>5</b>	~1,2 kg.	<b>50</b>	~12,0 kg.	☎
AKP-DK/300-M20		M20	23.3	34.0	74.0	21.0	49.0	24.0	25.0	124.0	148.0	5	~1,2 kg.	50	~12,0 kg.	☎
AKP-DK/400-M16/SD	<b>400</b>	<b>M16</b>	<b>26.0</b>	<b>38.5</b>	<b>105.0</b>	<b>17.0</b>	<b>58.0</b>	<b>30.0</b>	<b>32.0</b>	<b>166.0</b>	<b>196.0</b>	<b>10</b>	~3,3 kg.	<b>20</b>	~33,0 kg.	☎
AKP-DK/400-M20		M20	26.0	38.5	105.0	21.0	58.0	30.0	32.0	166.0	196.0	10	~3,3 kg.	20	~33,0 kg.	☎

**FIYAT BİLGİSİ İÇİN LÜTFEN İRTİBATA GEÇİNİZ**

#### AKP-DK ÖZELLİKLERİ

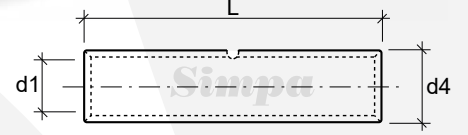
HAMMADDE	ELEKTROLİTİK ALÜMİNYUM
MATERİAL	ELECTROLYTIC ALUMINIUM
KAPLAMA	KALAY
COATING	TIN PLATED
BAĞLANTI	SIKMA
JOINT	CLAMP COUPLING
DIN NORMU 46329'A UYGUNDUR	
CONFORMED TO DIN 46329 TUBE DIMENSIONS	

BU TABLODA KOUYU YAZI KARAKTERİ İLE BELİRTİLMİŞ OLAN KABLO PABUÇLARI STANDART ÜRETİMİMİZDİR.  
THE CABLE LUGS WHICH ARE INDICATED IN BOLD FONT, ARE STANDARD PRODUCTS OF **Simpa**



# AEM-D

ALÜMİNYUM SIKMALI EK MUFLARI DIN 46267-2  
DIN 46267-2 TYPE ALUMINIUM BUTT CONNECTORS



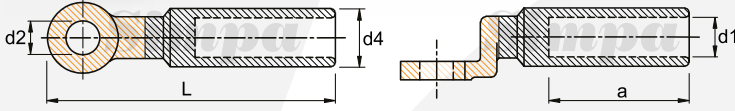
5846 sayılı yasa gereği fotoğrafların izinsiz yayınlanması ve kullanılması kesinlikle yasaktır.

Ürün Kodu Order Code	Kablo Kesiti Cable Section (mm <sup>2</sup> )	Boyutlar Dimensions			Kutu Adedi Box Pcs.	Kutu Ağırlığı Box Weight	Koli Adedi Parcel Pcs.	Koli Ağırlığı Box Weight	Birim Fiyatı Unit Price
		d1	d4	L					
AEM-D/010	10	5,0	10,0	55,0	150	~1,5 kg.	1.500	~15,0 kg.	22,00 TL
AEM-D/016	16	5,8	12,0	55,0	110	~1,5 kg.	1.100	~15,0 kg.	22,00 TL
AEM-D/025	25	6,8	12,0	70,0	100	~1,5 kg.	1.000	~15,0 kg.	27,25 TL
AEM-D/035	35	8,0	14,0	85,0	60	~1,4 kg.	600	~14,0 kg.	37,00 TL
AEM-D/050	50	9,8	16,0	85,0	45	~1,3 kg.	450	~13,0 kg.	49,00 TL
AEM-D/070	70	11,2	18,5	105,0	20	~1,0 kg.	200	~10,0 kg.	72,00 TL
AEM-D/095	95	13,2	22,0	105,0	12	~0,9 kg.	120	~9,0 kg.	102,00 TL
AEM-D/120	120	14,7	23,0	105,0	12	~0,9 kg.	120	~9,0 kg.	118,50 TL
AEM-D/150	150	16,3	25,0	125,0	10	~1,0 kg.	100	~10,0 kg.	158,75 TL
AEM-D/185	185	18,3	28,5	125,0	8	~1,1 kg.	80	~11,0 kg.	217,50 TL
AEM-D/240	240	21,0	32,0	145,0	6	~1,1 kg.	60	~11,0 kg.	267,00 TL
AEM-D/300	300	23,3	34,0	145,0	6	~1,2 kg.	60	~12,0 kg.	409,50 TL
AEM-D/400	400	26,0	38,5	210,0	10	~3,5 kg.	20	~35,0 kg.	651,00 TL

## AEM-D ÖZELLİKLERİ

HAMMADDE	ELEKTROLİTİK ALÜMİNYUM
MATERİAL	ELECTROLYTIC ALUMINIUM
KAPLAMA	DOĞAL PARLAK
COATING	NATURAL BRIGHT
BAĞLANTI	SIKMA
JOINT	CLAMP COUPLING
DIN NORMU 46267-2'YE UYGUNDUR	
CONFORMED TO DIN 46267-2 TUBE DIMENSIONS	





# BKP-D

## BİMETAL KABLO PABUÇLARI (AL-CU) BIMETALLIC CABLE LUGS (AL-CU)

5846 sayılı yasa gereği fotoğrafların izinsiz yayınlanması ve kullanılması kesinlikle yasaktır.

Ürün Kodu Order Code	Kablo Kesiti Cable Section (mm <sup>2</sup> )	Civata Deliği Bolt	Boyutlar Dimensions					Kutu Adedi Box Pcs.	Kutu Ağırlığı Box Weight	Koli Adedi Parcel Pcs.	Koli Ağırlığı Box Weight	Birim Fiyatı Unit Price
			d1	d4	a	d2	L					
BKP-D/016-M08	16	M08	6,0	16,0	42,0	8,5	90,0	40	~2,1 kg.	400	~21,0 kg.	197,50 TL.
BKP-D/016-M10		M10	6,0	16,0	42,0	10,5	90,0	40	~2,1 kg.	400	~21,0 kg.	197,50 TL.
<b>BKP-D/016-M12/SD</b>		<b>M12</b>	<b>6,0</b>	<b>16,0</b>	<b>42,0</b>	<b>13,0</b>	<b>90,0</b>	<b>40</b>	<b>~2,1 kg.</b>	<b>400</b>	<b>~21,0 kg.</b>	<b>182,75 TL.</b>
BKP-D/025-M08	25	M08	7,0	16,0	42,0	8,5	90,0	40	~2,0 kg.	400	~20,0 kg.	197,50 TL.
BKP-D/025-M10		M10	7,0	16,0	42,0	10,5	90,0	40	~2,0 kg.	400	~20,0 kg.	197,50 TL.
<b>BKP-D/025-M12/SD</b>		<b>M12</b>	<b>7,0</b>	<b>16,0</b>	<b>42,0</b>	<b>13,0</b>	<b>90,0</b>	<b>40</b>	<b>~2,0 kg.</b>	<b>400</b>	<b>~20,0 kg.</b>	<b>182,75 TL.</b>
BKP-D/035-M08	35	M08	8,5	16,0	42,0	8,5	90,0	40	~2,0 kg.	400	~20,0 kg.	204,75 TL.
BKP-D/035-M10		M10	8,5	16,0	42,0	10,5	90,0	40	~2,0 kg.	400	~20,0 kg.	204,75 TL.
<b>BKP-D/035-M12/SD</b>		<b>M12</b>	<b>8,5</b>	<b>16,0</b>	<b>42,0</b>	<b>13,0</b>	<b>90,0</b>	<b>40</b>	<b>~2,0 kg.</b>	<b>400</b>	<b>~20,0 kg.</b>	<b>189,00 TL.</b>
BKP-D/050-M08	50	M08	9,6	20,0	43,0	8,5	90,0	30	~2,0 kg.	300	~20,0 kg.	256,25 TL.
BKP-D/050-M10		M10	9,6	20,0	43,0	10,5	90,0	30	~2,0 kg.	300	~20,0 kg.	256,25 TL.
<b>BKP-D/050-M12/SD</b>		<b>M12</b>	<b>9,6</b>	<b>20,0</b>	<b>43,0</b>	<b>13,0</b>	<b>90,0</b>	<b>30</b>	<b>~2,0 kg.</b>	<b>300</b>	<b>~20,0 kg.</b>	<b>233,25 TL.</b>
BKP-D/070-M08	70	M08	11,5	20,0	43,0	8,5	90,0	30	~2,0 kg.	300	~20,0 kg.	256,25 TL.
BKP-D/070-M10		M10	11,5	20,0	43,0	10,5	90,0	30	~2,0 kg.	300	~20,0 kg.	256,25 TL.
<b>BKP-D/070-M12/SD</b>		<b>M12</b>	<b>11,5</b>	<b>20,0</b>	<b>43,0</b>	<b>13,0</b>	<b>90,0</b>	<b>30</b>	<b>~2,0 kg.</b>	<b>300</b>	<b>~20,0 kg.</b>	<b>233,25 TL.</b>
BKP-D/095-M08	95	M08	13,5	20,0	43,0	8,5	90,0	30	~1,8 kg.	300	~18,0 kg.	277,25 TL.
BKP-D/095-M10		M10	13,5	20,0	43,0	10,5	90,0	30	~1,8 kg.	300	~18,0 kg.	277,25 TL.
<b>BKP-D/095-M12/SD</b>		<b>M12</b>	<b>13,5</b>	<b>20,0</b>	<b>43,0</b>	<b>13,0</b>	<b>90,0</b>	<b>30</b>	<b>~1,8 kg.</b>	<b>300</b>	<b>~18,0 kg.</b>	<b>250,00 TL.</b>
BKP-D/120-M08	120	M08	15,0	25,0	60,0	8,5	115,0	15	~1,9 kg.	150	~19,0 kg.	432,75 TL.
BKP-D/120-M10		M10	15,0	25,0	60,0	10,5	115,0	15	~1,9 kg.	150	~19,0 kg.	432,75 TL.
<b>BKP-D/120-M12/SD</b>		<b>M12</b>	<b>15,0</b>	<b>25,0</b>	<b>60,0</b>	<b>13,0</b>	<b>115,0</b>	<b>15</b>	<b>~1,9 kg.</b>	<b>150</b>	<b>~19,0 kg.</b>	<b>397,00 TL.</b>
BKP-D/150-M08	150	M08	16,6	25,0	60,0	8,5	115,0	15	~1,8 kg.	150	~18,0 kg.	432,75 TL.
BKP-D/150-M10		M10	16,6	25,0	60,0	10,5	115,0	15	~1,8 kg.	150	~18,0 kg.	432,75 TL.
<b>BKP-D/150-M12/SD</b>		<b>M12</b>	<b>16,6</b>	<b>25,0</b>	<b>60,0</b>	<b>13,0</b>	<b>115,0</b>	<b>15</b>	<b>~1,8 kg.</b>	<b>150</b>	<b>~18,0 kg.</b>	<b>397,00 TL.</b>
BKP-D/185-M08	185	M08	18,5	32,0	60,0	8,5	122,0	8	~1,8 kg.	80	~18,0 kg.	703,50 TL.
BKP-D/185-M10		M10	18,5	32,0	60,0	10,5	122,0	8	~1,8 kg.	80	~18,0 kg.	703,50 TL.
<b>BKP-D/185-M12/SD</b>		<b>M12</b>	<b>18,5</b>	<b>32,0</b>	<b>60,0</b>	<b>13,0</b>	<b>122,0</b>	<b>8</b>	<b>~1,8 kg.</b>	<b>80</b>	<b>~18,0 kg.</b>	<b>642,75 TL.</b>
BKP-D/240-M08	240	M08	21,0	32,0	60,0	8,5	122,0	8	~1,7 kg.	80	~17,0 kg.	703,50 TL.
BKP-D/240-M10		M10	21,0	32,0	60,0	10,5	122,0	8	~1,7 kg.	80	~17,0 kg.	703,50 TL.
<b>BKP-D/240-M12/SD</b>		<b>M12</b>	<b>21,0</b>	<b>32,0</b>	<b>60,0</b>	<b>13,0</b>	<b>122,0</b>	<b>8</b>	<b>~1,7 kg.</b>	<b>80</b>	<b>~17,0 kg.</b>	<b>642,75 TL.</b>
BKP-D/300-M08	300	M08	23,0	34,0	62,0	8,5	125,0	8	~1,8 kg.	80	~18,0 kg.	1.162,00 TL.
BKP-D/300-M10		M10	23,0	34,0	62,0	10,5	125,0	8	~1,8 kg.	80	~18,0 kg.	1.162,00 TL.
<b>BKP-D/300-M12/SD</b>		<b>M12</b>	<b>23,0</b>	<b>34,0</b>	<b>62,0</b>	<b>13,0</b>	<b>125,0</b>	<b>8</b>	<b>~1,8 kg.</b>	<b>80</b>	<b>~18,0 kg.</b>	<b>1.107,00 TL.</b>
<b>BKP-D/400-M12/SD</b>	<b>400</b>	<b>M12</b>	<b>26,0</b>	<b>38,0</b>	<b>70,0</b>	<b>13,0</b>	<b>159,0</b>	<b>5</b>	<b>~1,9 kg.</b>	<b>50</b>	<b>~19,0 kg.</b>	<b>1.162,00 TL.</b>
<b>BKP-D/500-M18/SD</b>	<b>500</b>	<b>M18</b>	<b>29,0</b>	<b>47,0</b>	<b>75,0</b>	<b>19,0</b>	<b>167,0</b>	<b>3</b>	<b>~1,8 kg.</b>	<b>30</b>	<b>~18,0 kg.</b>	<b>2.781,00 TL.</b>
<b>BKP-D/625-M20/SD</b>	<b>625</b>	<b>M20</b>	<b>34,0</b>	<b>54,0</b>	<b>80,0</b>	<b>21,0</b>	<b>200,0</b>	<b>8</b>	<b>~6,8 kg.</b>	<b>16</b>	<b>~13,8 kg.</b>	<b>3.704,50 TL.</b>

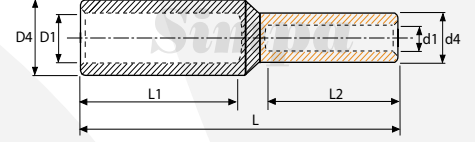

### BKP-D ÖZELLİKLERİ

HAMMADDE	ELEKTROLİTİK BAKIR / ALÜMİNYUM
METERIAL	ELECTROLYTIC COPPER / ALUMINIUM
KAPLAMA	DOĞAL PARLAK
COATING	NATURAL BRIGHT
BAĞLANTI	SIKMA
JOINT	CLAMP COUPLING
DIN NORMU 48201 ALÜMİNYUM KABLOYA UYGUNDUR	
COMPLY WITH DIN 48201 ALUMINIUM CABLE	
DIN NORMU 46329 BORU ÖLÇÜSÜNE UYGUNDUR	
CONFORMED TO DIN 46329 TUBE DIMENSIONS	



# BEM-D

## BİMETAL EK MUFLARI (AL-CU) BIMETALLIC BUTT CONNECTORS (AL-CU)



5846 sayılı yasa gereği fotoğrafların izinsiz yayınlanması ve kullanılması kesinlikle yasaktır.

Ürün Kodu Order Code	Kablo Kesiti Cable Section (mm <sup>2</sup> )	Boyutlar Dimensions							Kutu Adedi Box Pcs.	Kutu Ağırlığı Box Weight	Koli Adedi Parcel Pcs.	Koli Ağırlığı Box Weight	Birim Fiyatı Unit Price
		D1	D4	d1	d4	L1	L2	L					
BEM-D/010-006	10/6	5,5	10,0	5,0	9,0	32,0	25,0	70,0	140	~2,6 kg.	1.400	~26,0 kg.	116,75 TL.
BEM-D/016-010	16/10	5,5	10,0	5,5	9,0	35,0	28,0	75,0	140	~2,5 kg.	1.400	~25,0 kg.	116,75 TL.
BEM-D/025-010	25/10	7,0	12,0	5,5	9,0	37,0	28,0	78,0	100	~2,2 kg.	1.000	~22,0 kg.	128,25 TL.
BEM-D/025-016	25/16	7,0	12,0	6,0	10,0	37,0	30,0	80,0	100	~2,6 kg.	1.000	~26,0 kg.	128,25 TL.
BEM-D/025-025	25/25	7,0	12,0	7,0	11,0	37,0	28,0	82,0	100	~3,0 kg.	1.000	~30,0 kg.	134,50 TL.
BEM-D/035-016	35/16	8,5	14,0	6,0	10,0	44,0	30,0	88,0	70	~2,2 kg.	700	~22,0 kg.	158,75 TL.
BEM-D/035-025	35/25	8,5	14,0	7,0	11,0	44,0	32,0	90,0	70	~2,3 kg.	700	~23,0 kg.	158,75 TL.
BEM-D/035-035	35/35	8,5	14,0	8,5	12,0	44,0	32,0	90,0	60	~2,4 kg.	600	~24,0 kg.	166,00 TL.
BEM-D/050-025	50/25	9,5	16,0	7,0	11,0	45,0	32,0	90,0	50	~2,5 kg.	700	~25,0 kg.	172,25 TL.
BEM-D/050-035	50/35	9,5	16,0	8,5	12,0	45,0	34,0	95,0	50	~2,6 kg.	500	~26,0 kg.	178,50 TL.
BEM-D/050-050	50/50	9,5	16,0	9,5	14,0	45,0	35,0	95,0	40	~2,8 kg.	400	~28,0 kg.	214,25 TL.
BEM-D/070-035	70/35	12,0	18,0	8,5	12,0	46,0	34,0	100,0	35	~2,0 kg.	350	~20,0 kg.	235,25 TL.
BEM-D/070-050	70/50	12,0	18,0	9,5	14,0	46,0	35,0	100,0	35	~2,1 kg.	350	~21,0 kg.	222,75 TL.
BEM-D/095-035	95/35	13,0	21,0	8,5	12,0	51,0	34,0	100,0	25	~1,3 kg.	250	~13,0 kg.	298,25 TL.
BEM-D/095-050	95/50	13,0	21,0	9,5	14,0	51,0	35,0	105,0	20	~1,3 kg.	200	~13,0 kg.	294,00 TL.
BEM-D/095-070	95/70	13,0	21,0	12,0	16,0	51,0	41,0	110,0	20	~1,4 kg.	200	~14,0 kg.	292,00 TL.
BEM-D/120-095	120/95	15,0	23,0	13,0	18,0	52,0	43,0	112,0	15	~1,5 kg.	150	~15,0 kg.	399,00 TL.
BEM-D/150-070	150/70	16,0	25,0	12,0	16,0	54,0	41,0	113,0	12	~1,5 kg.	120	~15,0 kg.	487,25 TL.
BEM-D/150-095	150/95	16,0	25,0	13,0	18,0	54,0	43,0	117,0	12	~1,5 kg.	120	~15,0 kg.	487,25 TL.
BEM-D/150-120	150/120	16,0	25,0	15,0	20,0	54,0	44,0	118,0	12	~2,0 kg.	120	~20,0 kg.	487,25 TL.
BEM-D/185-150	185/150	18,0	27,0	16,0	22,0	58,0	47,0	125,0	12	~1,9 kg.	120	~19,0 kg.	642,75 TL.
BEM-D/240-150	240/150	20,0	30,0	16,0	22,0	60,0	47,0	125,0	8	~1,7 kg.	80	~17,0 kg.	686,75 TL.
BEM-D/240-185	240/185	20,0	30,0	18,0	25,0	60,0	48,0	130,0	8	~1,8 kg.	80	~18,0 kg.	707,75 TL.
BEM-D/300-240	300/240	23,0	34,0	20,0	27,0	65,0	55,0	140,0	6	~2,3 kg.	60	~23,0 kg.	1.216,00 TL.
BEM-D/400-240	400/240	26,0	38,0	20,0	27,0	70,0	55,0	145,0	6	~1,8 kg.	60	~18,0 kg.	1.582,00 TL.
BEM-D/400-300	400/300	26,0	38,0	24,0	30,0	70,0	60,0	150,0	6	~1,9 kg.	60	~19,0 kg.	1.494,00 TL.
BEM-D/500-400	500/400	29,0	42,0	26,0	34,0	75,0	65,0	160,0	4	~1,8 kg.	40	~18,0 kg.	2.323,00 TL.
BEM-D/625-500	625/500	34,0	54,0	30,0	38,0	80,0	70,0	170,0	1	~0,7 kg.	10	~7,0 kg.	3.318,00 TL.

### BEM-D ÖZELLİKLERİ

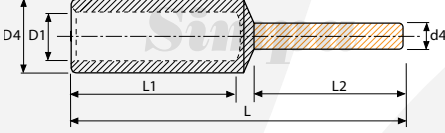
HAMMADDE	ELEKTROLİTİK BAKIR / ALÜMİNYUM
MATERİAL	ELECTROLYTIC COPPER / ALUMINIUM
KAPLAMA	DOĞAL PARLAK
COATING	NATURAL BRIGHT
BAĞLANTI	SIKMA
JOINT	CLAMP COUPLING





# BPK-D

**BİMETAL PİN KONNEKTÖR (AL-CU)**  
BIMETALLIC PIN TYPE CONNECTORS (AL-CU)



5846 sayılı yasa gereği fotoğrafların izinsiz yayınlanması ve kullanılması kesinlikle yasaktır.

Ürün Kodu Order Code	Kablo Kesiti Cable Section (mm <sup>2</sup> )	Boyutlar Dimensions					Kutu Adedi Box Pcs.	Kutu Ağırlığı Box Weight	Koli Adedi Parcel Pcs.	Koli Ağırlığı Box Weight	Birim Fiyatı Unit Price
		D1	D4	L1	L2	d4					
BPK-D/010	<b>10</b>	5,5	16,0	42,0	25,0	7,0	60	~2,1 kg.	600	~21,0 kg.	173,25 TL.
BPK-D/016	<b>16</b>	6,0	16,0	42,0	25,0	7,0	60	~2,2 kg.	600	~22,0 kg.	199,50 TL.
BPK-D/025	<b>25</b>	7,0	16,0	42,0	25,0	7,0	60	~2,2 kg.	600	~22,0 kg.	199,50 TL.
BPK-D/035	<b>35</b>	8,5	16,0	42,0	25,0	7,0	60	~2,3 kg.	600	~23,0 kg.	199,50 TL.
BPK-D/050	<b>50</b>	9,6	20,0	50,0	35,0	12,0	30	~2,4 kg.	300	~24,0 kg.	214,25 TL.
BPK-D/070	<b>70</b>	11,5	20,0	50,0	35,0	12,0	30	~2,4 kg.	300	~24,0 kg.	227,00 TL.
BPK-D/095	<b>95</b>	13,5	20,0	50,0	35,0	12,0	30	~2,5 kg.	300	~25,0 kg.	266,75 TL.
BPK-D/120	<b>120</b>	15,0	25,0	60,0	38,0	14,0	15	~2,0 kg.	150	~20,0 kg.	399,00 TL.
BPK-D/150	<b>150</b>	16,6	25,0	60,0	38,0	14,0	15	~2,0 kg.	150	~20,0 kg.	412,00 TL.

## BPK-D ÖZELLİKLERİ

HAMMADDE	ELEKTROLİTİK BAKIR / ALÜMİNYUM
MATERİAL	ELECTROLYTIC COPPER / ALUMINIUM
KAPLAMA	DOĞAL PARLAK
COATING	NATURAL BRIGHT
BAĞLANTI	SIKMA
JOINT	CLAMP COUPLING



# 1-TBE

## MONOFAZE / L1 ERKEK İZOLELİ BARALAR

### 1 PHASE / L1 INSULATED COMB BUSBARS PIN TYPE




5846 sayılı yasa gereği fotoğrafların izinsiz yayınlanması ve kullanılması kesinlikle yasaktır.

Ürün Kodu Order Code	Modül Module	Bakır Kalınlığı Copper Thickness	Maksimum Akım Değeri Maximum Current Value	Çalışma Gerilimi Operating Voltage	Kutu Adedi Box Pcs.	Kutu Ağırlığı Box Weight	Koli Adedi Parcel Pcs.	Koli Ağırlığı Box Weight	Birim Fiyatı Unit Price
1TBE-30/1,0	30 OTOMAT İÇİN - 30 Modules	1,0 mm.	80 A	230-400 V	30	~3,0 kg.	150	~15,0 kg.	282,00 TL.
1TBE-MT/1,0	56 OTOMAT İÇİN - 56 Modules	1,0 mm.	80 A	230-400 V	30	~5,9 kg.	90	~17,7 kg.	526,40 TL.
1TBE-12/1,5	12 OTOMAT İÇİN - 12 Modules	1,5 mm.	100 A	230-400 V	60	~3,0 kg.	300	~15,0 kg.	164,40 TL.
1TBE-18/1,5	18 OTOMAT İÇİN - 18 Modules	1,5 mm.	100 A	230-400 V	30	~2,3 kg.	150	~11,5 kg.	246,60 TL.
1TBE-24/1,5	24 OTOMAT İÇİN - 24 Modules	1,5 mm.	100 A	230-400 V	30	~3,1 kg.	150	~15,5 kg.	328,80 TL.
1TBE-30/1,5	30 OTOMAT İÇİN - 30 Modules	1,5 mm.	100 A	230-400 V	30	~3,7 kg.	150	~18,5 kg.	411,00 TL.
1TBE-MT/1,5	56 OTOMAT İÇİN - 56 Modules	1,5 mm.	100 A	230-400 V	30	~7,1 kg.	90	~21,3 kg.	767,20 TL.

# 2-TBE

## İKİ FAZLI / L1+L2(N) ERKEK İZOLELİ BARALAR


### 2 PHASE / L1+L2(N) INSULATED COMB BUSBARS PIN TYPE



5846 sayılı yasa gereği fotoğrafların izinsiz yayınlanması ve kullanılması kesinlikle yasaktır.

Ürün Kodu Order Code	Modül Module	Bakır Kalınlığı Copper Thickness	Maksimum Akım Değeri Maximum Current Value	Çalışma Gerilimi Operating Voltage	Kutu Adedi Box Pcs.	Kutu Ağırlığı Box Weight	Koli Adedi Parcel Pcs.	Koli Ağırlığı Box Weight	Birim Fiyatı Unit Price
2TBE-06/1,0	6 GRUP İÇİN - 6 Modules	1,0 mm.	80 A	230-400 V	24	~2,2 kg.	120	~11,0 kg.	301,80 TL.
2TBE-09/1,0	9 GRUP İÇİN - 9 Modules	1,0 mm.	80 A	230-400 V	12	~1,7 kg.	60	~8,5 kg.	452,70 TL.
2TBE-12/1,0	12 GRUP İÇİN - 12 Modules	1,0 mm.	80 A	230-400 V	12	~2,2 kg.	60	~11,0 kg.	603,60 TL.
2TBE-15/1,0	15 GRUP İÇİN - 15 Modules	1,0 mm.	80 A	230-400 V	12	~2,7 kg.	60	~13,5 kg.	754,50 TL.
2TBE-MT/1,0	28 GRUP İÇİN - 28 Modules	1,0 mm.	80 A	230-400 V	10	~4,3 kg.	30	~12,9 kg.	1.408,40 TL.
2TBE-06/1,5	6 GRUP İÇİN - 6 Modules	1,5 mm.	100 A	230-400 V	24	~1,4 kg.	120	~7,0 kg.	420,60 TL.
2TBE-09/1,5	9 GRUP İÇİN - 9 Modules	1,5 mm.	100 A	230-400 V	12	~2,1 kg.	60	~10,5 kg.	630,90 TL.
2TBE-12/1,5	12 GRUP İÇİN - 12 Modules	1,5 mm.	100 A	230-400 V	12	~2,7 kg.	60	~13,5 kg.	841,20 TL.
2TBE-15/1,5	15 GRUP İÇİN - 15 Modules	1,5 mm.	100 A	230-400 V	12	~3,4 kg.	60	~17,0 kg.	1.051,50 TL.
2TBE-MT/1,5	28 GRUP İÇİN - 28 Modules	1,5 mm.	100 A	230-400 V	10	~5,5 kg.	30	~16,5 kg.	1.962,80 TL.






# 3-TBE

TRİFAZE L1+L2+L3 ERKEK İZOLELİ BARALAR  
3 PHASE L1+L2+L3 INSULATED COMB BUSBARS PIN TYPE

5846 sayılı yasa gereği fotoğrafların izinsiz yayınlanması ve kullanılması kesinlikle yasaktır.

Ürün Kodu Order Code	Modül Module	Bakır Kalınlığı Copper Thickness	Maksimum Akım Değeri Maximum Current Value	Çalışma Gerilimi Operating Voltage	Kutu Adedi Box Pcs.	Kutu Ağırlığı Box Weight	Koli Adedi Parcel Pcs.	Koli Ağırlığı Box Weight	Birim Fiyatı Unit Price
3TBE-10/0,8	10 GRUP İÇİN - 10 Modules	0,8 mm.	63 A	230-400 V	24	~2,2 kg.	120	~11,0 kg.	726,00 TL.
3TBE-MT/0,8	19 GRUP İÇİN - 19 Modules	0,8 mm.	63 A	230-400 V	10	~1,8 kg.	60	~9,0 kg.	1.379,40 TL.
3TBE-04/1,0	4 GRUP İÇİN - 4 Modules	1,0 mm.	80 A	230-400 V	24	~2,5 kg.	120	~12,5 kg.	376,00 TL.
3TBE-06/1,0	6 GRUP İÇİN - 6 Modules	1,0 mm.	80 A	230-400 V	12	~2,0 kg.	60	~10,0 kg.	564,00 TL.
3TBE-08/1,0	8 GRUP İÇİN - 8 Modules	1,0 mm.	80 A	230-400 V	12	~2,6 kg.	60	~13,0 kg.	752,00 TL.
3TBE-10/1,0	10 GRUP İÇİN - 10 Modules	1,0 mm.	80 A	230-400 V	12	~3,2 kg.	60	~16,0 kg.	940,00 TL.
3TBE-MT/1,0	19 GRUP İÇİN - 19 Modules	1,0 mm.	80 A	230-400 V	10	~5,3 kg.	30	~15,9 kg.	1.786,00 TL.
3TBE-04/1,5	4 GRUP İÇİN - 4 Modules	1,5 mm.	100 A	230-400 V	24	~3,2 kg.	120	~16,0 kg.	536,00 TL.
3TBE-06/1,5	6 GRUP İÇİN - 6 Modules	1,5 mm.	100 A	230-400 V	12	~2,6 kg.	60	~13,0 kg.	804,00 TL.
3TBE-08/1,5	8 GRUP İÇİN - 8 Modules	1,5 mm.	100 A	230-400 V	12	~3,3 kg.	60	~16,5 kg.	1.072,00 TL.
3TBE-10/1,5	10 GRUP İÇİN - 10 Modules	1,5 mm.	100 A	230-400 V	12	~4,2 kg.	60	~21,0 kg.	1.340,00 TL.
3TBE-MT/1,5	19 GRUP İÇİN - 19 Modules	1,5 mm.	100 A	230-400 V	10	~6,8 kg.	30	~20,4 kg.	2.546,00 TL.



# 3x2-TBE


3x2 / 6 FAZLI L1+N+L2+N+L3+N ERKEK İZOLELİ BARA  
3x2 / 6 PHASE L1+N+L2+N+L3+N INSULATED COMB BUSBAR PIN TYPE

5846 sayılı yasa gereği fotoğrafların izinsiz yayınlanması ve kullanılması kesinlikle yasaktır.

Ürün Kodu Order Code	Modül Module	Bakır Kalınlığı Copper Thickness	Maksimum Akım Değeri Maximum Current Value	Çalışma Gerilimi Operating Voltage	Kutu Adedi Box Pcs.	Kutu Ağırlığı Box Weight	Koli Adedi Parcel Pcs.	Koli Ağırlığı Box Weight	Birim Fiyatı Unit Price
3X(2TBE)-MT/1,5	9 GRUP İÇİN - 9 Modules	1,5 mm.	100 A	230-400 V	8	~6,5 kg.	24	~19,5 kg.	3.698,00 TL.

# 4-TBE

**DÖRT FAZLI / L1+L2+L3+N ERKEK İZOLELİ BARALAR**  
**FOUR PHASE L1+L2+L3+N INSULATED**  
**COMB BUSBARS PIN TYPE**



5846 sayılı yasa gereği fotoğrafların izinsiz yayınlanması ve kullanılması kesinlikle yasaktır.

Ürün Kodu Order Code	Modül Module	Bakır Kalınlığı Copper Thickness	Maksimum Akım Değeri Maximum Current Value	Çalışma Gerilimi Operating Voltage	Kutu Adedi Box Pcs.	Kutu Ağırlığı Box Weight	Koli Adedi Parcel Pcs.	Koli Ağırlığı Box Weight	Birim Fiyatı Unit Price
4TBE-04/1,5	<b>4 GRUP İÇİN - 4 Modules</b>	1,5 mm.	100 A	230-400 V	8	~2,0 kg.	40	~10,0 kg.	1.160,00 TL.
4TBE-05/1,5	<b>5 GRUP İÇİN - 5 Modules</b>	1,5 mm.	100 A	230-400 V	8	~2,8 kg.	40	~14,0 kg.	1.450,00 TL.
4TBE-06/1,5	<b>6 GRUP İÇİN - 6 Modules</b>	1,5 mm.	100 A	230-400 V	8	~3,0 kg.	40	~15,0 kg.	1.740,00 TL.
4TBE-07/1,5	<b>7 GRUP İÇİN - 7 Modules</b>	1,5 mm.	100 A	230-400 V	8	~3,5 kg.	40	~17,5 kg.	2.030,00 TL.
4TBE-08/1,5	<b>8 GRUP İÇİN - 8 Modules</b>	1,5 mm.	100 A	230-400 V	8	~3,9 kg.	40	~19,5 kg.	2.320,00 TL.
4TBE-MT/1,5	<b>14 GRUP İÇİN - 14 Modules</b>	1,5 mm.	100 A	230-400 V	8	~6,8 kg.	24	~20,4 kg.	4.060,00 TL.

# BARA TAPALARI



PROTECTIVE BUSBAR CAPS

5846 sayılı yasa gereği fotoğrafların izinsiz yayınlanması ve kullanılması kesinlikle yasaktır.

Ürün Kodu Order Code	Paket Adedi Box Pcs.	Paket Ağırlığı Box Weight	Birim Fiyatı Unit Price
<b>MONOFAZE BARA TAPASI</b> MONOPHASE PROTECTIVE BUSBAR CAPS	150	~0,1 kg.	388,50 TL.
<b>İKİ ve ÜÇ FAZ BARA TAPASI</b> 2 & 3 PHASE PROTECTIVE BUSBAR CAPS	125	~0,1 kg.	438,75 TL.
<b>TRİFAZE + NÖTR BARA TAPASI</b> 3+N PHASE PROTECTIVE BUSBAR CAPS	75	~0,1 kg.	372,00 TL.
<b>(3x2) 6 KUTUPLU BARA TAPASI</b> (3x2) 6 PHASE PROTECTIVE BUSBAR CAPS	50	~0,1 kg.	227,00 TL.








# BARA BESLEME KLEMENSLERİ

BUSBAR FEED-IN TERMINALS

5846 sayılı yasa gereği fotoğrafların izinsiz yayınlanması ve kullanılması kesinlikle yasaktır.

Ürün Kodu Order Code	Açıklama Description	Kablo Kesiti Cable Section (mm <sup>2</sup> )	Civata Deliği Bolt	Kutu Adedi Box Pcs.	Kutu Ağırlığı Box Weight	Birim Fiyatı Unit Price
1TBK/025	25mm <sup>2</sup> Tarak Bara Klemensi	25	M08	20	~0,21 kg.	68,25 TL.
1TBK/050	50mm <sup>2</sup> Tarak Bara Klemensi	50	M10	10	~0,22 kg.	173,25 TL.



# KUB

(NÖTR) BAKIR TOPRAKLAMA BARALARI  
EARTHING BARS

5846 sayılı yasa gereği fotoğrafların izinsiz yayınlanması ve kullanılması kesinlikle yasaktır.

Ürün Kodu Order Code	Dağıtım Sayısı Distribution	Bakır Kalınlığı Copper Thickness	Kutu Adedi Box Pcs.	Kutu Ağırlığı Box Weight	Koli Adedi Parcel Pcs.	Koli Ağırlığı Box Weight	Birim Fiyatı Unit Price
KUB-1,5/31	31 VİDA	1,5x15,0	10	~3,3 kg.	40	~13,2 kg.	661,00 TL.
KUB-1,5/61	61 VİDA	1,5x15,0	10	~4,6 kg.	40	~18,4 kg.	793,00 TL.
KUB-2,0/31	31 VİDA	2,0x15,0	10	~3,9 kg.	40	~15,6 kg.	833,02 TL.
KUB-2,0/61	61 VİDA	2,0x15,0	10	~5,2 kg.	40	~20,8 kg.	965,02 TL.
KUB-3,0/31	31 VİDA	3,0x15,0	10	~5,0 kg.	40	~20,0 kg.	1.176,45 TL.
KUB-3,0/61	61 VİDA	3,0x15,0	10	~6,3 kg.	40	~25,2 kg.	1.308,45 TL.



# 3-TBD

## TRİFAZE DİŞLİ İZOLELİ BARALAR

### 3 PHASE INSULATED COMB BUSBARS FORK TYPE




5846 sayılı yasa gereği fotoğrafların izinsiz yayınlanması ve kullanılması kesinlikle yasaktır.

Ürün Kodu Order Code	Modül Module	Bakır Kalınlığı Copper Thickness	Maksimum Akım Değeri Maximum Current Value	Çalışma Gerilimi Operating Voltage	Kutu Adedi Box Pcs.	Kutu Ağırlığı Box Weight	Birim Fiyatı Unit Price
3TBD-04/1,0	4 GRUP İÇİN - 4 Modules	1,0 mm.	80 A	230 - 400 V	24	~2,3 kg.	452,00 TL.
3TBD-10/1,0	10 GRUP İÇİN - 10 Modules	1,0 mm.	80 A	230 - 400 V	12	~3,4 kg.	1.130,00 TL.
3TBD-04/1,5	4 GRUP İÇİN - 4 Modules	1,5 mm.	100 A	230 - 400 V	24	~3,6 kg.	616,00 TL.
3TBD-10/1,5	10 GRUP İÇİN - 10 Modules	1,5 mm.	100 A	230 - 400 V	12	~4,5 kg.	1.540,00 TL.

# 1 BOB-E

## MONOFAZE ERKEK İZOLESİZ BAKIR BARALAR

### 1 PHASE NON-INSULATED COMB BUSBARS PIN TYPE




5846 sayılı yasa gereği fotoğrafların izinsiz yayınlanması ve kullanılması kesinlikle yasaktır.

Ürün Kodu Order Code	Kullanım Yeri Be Used	Bakır Kalınlığı Copper Thickness	Kutu Adedi Box Pcs.	Kutu Ağırlığı Box Weight	Koli Adedi Parcel Pcs.	Koli Ağırlığı Box Weight	Birim Fiyatı Unit Price
1BOB-E/1,5	Monofaze N Otomat	1,5 mm.	20	~3,3 kg.			582,40 TL.
1BOB-E/2,0	Monofaze N Otomat	2,0 mm.	20				740,32 TL.

# 1 BOB-D

## MONOFAZE DİŞİ İZOLESİZ BAKIR BARALAR

### 1 PHASE NON-INSULATED COMB BUSBARS FORK TYPE



5846 sayılı yasa gereği fotoğrafların izinsiz yayınlanması ve kullanılması kesinlikle yasaktır.

Ürün Kodu Order Code	Kullanım Yeri Be Used	Bakır Kalınlığı Copper Thickness	Kutu Adedi Box Pcs.	Kutu Ağırlığı Box Weight	Koli Adedi Parcel Pcs.	Koli Ağırlığı Box Weight	Birim Fiyatı Unit Price
1BOB-D/1,5	Monofaze W Otomat	1,5 mm.	20				☎
1BOB-D/2,0	Monofaze W Otomat	2,0 mm.	20	~4,6 kg.			621,60 TL.

## MEKANİK KABLO MAKASLARI MECHANICAL CABLE CUTTERS



### SP-KM/250

KABLO TİPİ - KABLO KESİTİ CABLE TYPE - CROSS SECTION	Cu & Al $\leq$ 250 mm <sup>2</sup>
ÜRÜN UZUNLUĞU PRODUCT LENGTH	600 mm
ÜRÜN AĞIRLIĞI PRODUCT WEIGHT	1.70 Kg
BİRİM FİYATI UNIT PRICE	7.350,00 TL.



### SP-KM/500

KABLO TİPİ - KABLO KESİTİ CABLE TYPE - CROSS SECTION	Cu & Al $\leq$ 500 mm <sup>2</sup>
ÜRÜN UZUNLUĞU PRODUCT LENGTH	800 mm
ÜRÜN AĞIRLIĞI PRODUCT WEIGHT	2.70 Kg
BİRİM FİYATI UNIT PRICE	9.660,00 TL.



### SP-KMG/500


KABLO TİPİ - KABLO KESİTİ CABLE TYPE - CROSS SECTION	Cu & Al $\leq$ 500 mm <sup>2</sup>
ÜRÜN UZUNLUĞU PRODUCT LENGTH	240-300 mm
ÜRÜN AĞIRLIĞI PRODUCT WEIGHT	1,13 Kg
BİRİM FİYATI UNIT PRICE	13.950,00 TL.

ÜRÜNLERİN DÖVME ÇELİK BİÇAKLARI UYGULANAN ISIL İŞLEM SAYESİNDE  
YÜKSEK DAYANIKLILIĞA SAHİPTİR.  
ALUMİNYUM DÖKÜM KOLLAR ÜRÜNÜN DAYANIKLI VE HAFİF OLMASINI SAĞLAMAKTADIR.  
PVC PLASTİK SAPLAR ERGONOMİK BİR KULLANIM SUNMAKTADIR.

THE STEEL BLADES OF PRODUCTS HAVE HIGH DURABILITY DUE TO THE APPLIED HEAT  
TREATMENT AND FORGING PROCESSES.  
CAST ALUMINUM ARMS PROVIDE DURABILITY & LIGHTNESS.  
PVC PLASTIC HANDLES ENSURE ERGONOMIC USAGE.

# KBB/KBS

## KABLO BAĞLARI CABLE TIES



5846 sayılı yasa gereği fotoğrafların izinsiz yayınlanması ve kullanılması kesinlikle yasaktır.

## KBB - BEYAZ KABLO BAĞLARI KBB - WHITE CABLE TIES

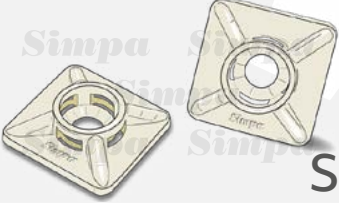
Ürün Kodu Order Code	Boyutlar Dimensions (mm)	Mukavemet Max. Tensile Strength	Renk Color	Poşet Adedi Bag Pcs.	Çuval Adedi Master Bag Pcs.	Koli Adedi Parcel Pcs.	Koli Ağırlığı Parcel Weight	Adet Fiyatı Unit Price	Poşet Fiyatı Bag Price
SP-KBB/2,5x100	2,5x100	80 N/8 kg	Beyaz / White	100	1.000	50.000	~15,0 kg.	0,23 TL.	23,00 TL.
SP-KBB/2,5x142	2,5x142	80 N/8 kg	Beyaz / White	100	1.000	25.000	~11,2 kg.	0,36 TL.	36,00 TL.
SP-KBB/2,5x203	2,5x203	80 N/8 kg	Beyaz / White	100	1.000	20.000	~12,8 kg.	0,50 TL.	50,00 TL.
SP-KBB/3,6x150	3,6x150	180 N/18 kg	Beyaz / White	100	1.000	20.000	~14,0 kg.	0,56 TL.	56,00 TL.
SP-KBB/3,6x250	3,6x250	180 N/18 kg	Beyaz / White	100	1.000	10.000	~12,5 kg.	0,96 TL.	96,00 TL.
SP-KBB/3,6x292	3,6x292	180 N/18 kg	Beyaz / White	100	1.000	10.000	~15,2 kg.	1,12 TL.	112,00 TL.
SP-KBB/3,6x368	3,6x368	180 N/18 kg	Beyaz / White	100	1.000	10.000	~17,5 kg.	1,41 TL.	141,00 TL.
SP-KBB/4,8x190	4,8x190	230 N/23 kg	Beyaz / White	100	1.000	10.000	~13,0 kg.	1,03 TL.	103,00 TL.
SP-KBB/4,8x368	4,8x368	230 N/23 kg	Beyaz / White	100	1.000	5.000	~12,8 kg.	1,81 TL.	181,00 TL.
SP-KBB/7,6x300	7,6x300	540 N/55 kg	Beyaz / White	100	500	5.000	~19,5 kg.	2,96 TL.	296,00 TL.
SP-KBB/7,6x380	7,6x380	540 N/55 kg	Beyaz / White	100	500	5.000	~24,0 kg.	3,39 TL.	339,00 TL.
SP-KBB/7,6x450	7,6x450	540 N/55 kg	Beyaz / White	100	100	2.000	~12,1 kg.	4,11 TL.	411,00 TL.
SP-KBB/8,8x762	8,8x762	800 N/81 kg	Beyaz / White	100	100	1.000	~12,6 kg.	10,47 TL.	1.047,00 TL.

## KBS - SİYAH KABLO BAĞLARI KBS - BLACK CABLE TIES

Ürün Kodu Order Code	Boyutlar Dimensions (mm)	Mukavemet Max. Tensile Strength	Renk Color	Poşet Adedi Bag Pcs.	Çuval Adedi Master Bag Pcs.	Koli Adedi Parcel Pcs.	Koli Ağırlığı Parcel Weight	Adet Fiyatı Unit Price	Poşet Fiyatı Bag Price
SP-KBS/2,5x100	2,5x100	80 N/8 kg	Siyah / Black	100	1.000	50.000	~15,0 kg.	0,23 TL.	23,00 TL.
SP-KBS/2,5x142	2,5x142	80 N/8 kg	Siyah / Black	100	1.000	25.000	~11,2 kg.	0,36 TL.	36,00 TL.
SP-KBS/2,5x203	2,5x203	80 N/8 kg	Siyah / Black	100	1.000	20.000	~12,8 kg.	0,50 TL.	50,00 TL.
SP-KBS/3,6x150	3,6x150	180 N/18 kg	Siyah / Black	100	1.000	20.000	~14,0 kg.	0,56 TL.	56,00 TL.
SP-KBS/3,6x250	3,6x250	180 N/18 kg	Siyah / Black	100	1.000	10.000	~12,5 kg.	0,96 TL.	96,00 TL.
SP-KBS/3,6x292	3,6x292	180 N/18 kg	Siyah / Black	100	1.000	10.000	~15,2 kg.	1,12 TL.	112,00 TL.
SP-KBS/3,6x368	3,6x368	180 N/18 kg	Siyah / Black	100	1.000	10.000	~17,5 kg.	1,41 TL.	141,00 TL.
SP-KBS/4,8x190	4,8x190	230 N/23 kg	Siyah / Black	100	1.000	10.000	~13,0 kg.	1,03 TL.	103,00 TL.
SP-KBS/4,8x368	4,8x368	230 N/23 kg	Siyah / Black	100	1.000	5.000	~12,8 kg.	1,81 TL.	181,00 TL.
SP-KBS/7,6x300	7,6x300	540 N/55 kg	Siyah / Black	100	500	5.000	~19,5 kg.	2,96 TL.	296,00 TL.
SP-KBS/7,6x380	7,6x380	540 N/55 kg	Siyah / Black	100	500	5.000	~24,0 kg.	3,39 TL.	339,00 TL.
SP-KBS/7,6x450	7,6x450	540 N/55 kg	Siyah / Black	100	100	2.000	~12,1 kg.	4,11 TL.	411,00 TL.
SP-KBS/8,8x762	8,8x762	800 N/81 kg	Siyah / Black	100	100	1.000	~12,6 kg.	10,47 TL.	1.047,00 TL.


# KROŞELER

## YAPIŞKANLI VE VİDALI KROŞELER SELF ADHESIVE AND SCREWABLE TIE MOUNTS




### SP-YKB - BEYAZ YAPIŞKANLI KROŞE SP-YKB - SELF ADHESIVE WHITE TIE MOUNT

Ürün Kodu Order Code	Boyutlar Dimensions (mm)	Renk Color	Paket Adedi Package Pcs.	Çuval Adedi Master Bag Pcs.	Koli Adedi Parcel Pcs.	Koli Ağırlığı Box Weight	Adet Fiyatı Unit Price	Poşet Fiyatı Bag Price
SP-YKB-1	19x19	Beyaz / White	100	500	18.000	~15,7 kg.	1,12 TL	112,00 TL
SP-YKB-2	28x28	Beyaz / White	100	500	7.000	~13,6 kg.	2,08 TL	208,00 TL




### SP-YKS - SİYAH YAPIŞKANLI KROŞE SP-YKS - SELF ADHESIVE BLACK TIE MOUNT

Ürün Kodu Order Code	Boyutlar Dimensions (mm)	Renk Color	Paket Adedi Package Pcs.	Çuval Adedi Master Bag Pcs.	Koli Adedi Parcel Pcs.	Koli Ağırlığı Box Weight	Adet Fiyatı Unit Price	Poşet Fiyatı Bag Price
SP-YKS-1	19x19	Siyah / Black	100	500	18.000	~15,7 kg.	1,12 TL	112,00 TL
SP-YKS-2	28x28	Siyah / Black	100	500	7.000	~13,6 kg.	2,08 TL	208,00 TL



### SP-VKB - BEYAZ VİDALI KROŞE SP-VKB - SCREW TYPE WHITE TIE MOUNT


Ürün Kodu Order Code	Boyutlar Dimensions (mm)	Renk Color	Paket Adedi Package Pcs.	Çuval Adedi Master Bag Pcs.	Koli Adedi Parcel Pcs.	Koli Ağırlığı Box Weight	Adet Fiyatı Unit Price	Poşet Fiyatı Bag Price
SP-VKB-1	16x10,5	Beyaz / White	100	500	15.000	~15,6 kg.	0,76 TL	76,00 TL
SP-VKB-2	22x14,5	Beyaz / White	100	500	5.000	~11,0 kg.	1,24 TL	124,00 TL



### SP-VKS - SİYAH VİDALI KROŞE SP-VKS - SCREW TYPE BLACK TIE MOUNT

Ürün Kodu Order Code	Boyutlar Dimensions (mm)	Renk Color	Paket Adedi Package Pcs.	Çuval Adedi Master Bag Pcs.	Koli Adedi Parcel Pcs.	Koli Ağırlığı Box Weight	Adet Fiyatı Unit Price	Poşet Fiyatı Bag Price
SP-VKS-1	16x10,5	Siyah / Black	100	500	15.000	~15,6 kg.	0,76 TL	76,00 TL
SP-VKS-2	22x14,5	Siyah / Black	100	500	5.000	~11,0 kg.	1,24 TL	124,00 TL

# ÖZEL ÇÖZÜM GEREKTİREN PROJELERDE DOĞRU TERCİH





# SP-KY

## İZOLESİZ KABLO YÜKSÜKLERİ NON-INSULATED SLEEVES

5846 sayılı yasa gereği fotoğrafların izinsiz yayınlanması ve kullanılması kesinlikle yasaktır.

Ürün Kodu Order Code	Kablo Kesiti Cable Section (mm <sup>2</sup> )	Boyutlar Dimensions				Kutu Adedi Box Pcs.	Kutu Ağırlığı Box Weight	Birim Fiyatı Unit Price	Kutu Fiyatı Box Price
		L	W	D	C				
SP-KY/0,50-10	<b>0,50</b>	10	1,7	1,3	1,0	1.000	~0,1 kg.	0,34 TL.	340,00 TL.
SP-KY/0,75-10	<b>0,75</b>	10	1,9	1,5	1,2	1.000	~0,1 kg.	0,34 TL.	340,00 TL.
SP-KY/1,0-10	<b>1</b>	10	2,2	1,8	1,4	1.000	~0,1 kg.	0,34 TL.	340,00 TL.
SP-KY/1,5-10	<b>1,5</b>	10	2,5	2,0	1,7	1.000	~0,1 kg.	0,40 TL.	400,00 TL.
SP-KY/2,5-12	<b>2,5</b>	12	3,3	2,6	2,2	1.000	~0,1 kg.	0,49 TL.	490,00 TL.
SP-KY/4-12	<b>4</b>	12	3,9	3,2	2,8	500	~0,1 kg.	0,74 TL.	370,00 TL.
SP-KY/6-12	<b>6</b>	12	4,8	3,9	3,5	250	~0,1 kg.	1,00 TL.	250,00 TL.
SP-KY/10-12	<b>10</b>	12	5,8	4,9	4,5	250	~0,1 kg.	1,47 TL.	367,50 TL.
SP-KY/16-12	<b>16</b>	12	7,2	6,2	5,8	100	~0,1 kg.	1,84 TL.	184,00 TL.
SP-KY/25-15	<b>25</b>	16	9,1	7,9	7,5	100	~0,1 kg.	3,03 TL.	303,00 TL.
SP-KY/35-15	<b>35</b>	16	10,2	8,7	8,3	50	~0,1 kg.	3,49 TL.	174,50 TL.
SP-KY/50-20	<b>50</b>	20	12,4	10,9	10,3	40	~0,1 kg.	8,04 TL.	321,60 TL.
SP-KY/70-25	<b>70</b>	25	15,8	14,3	13,5	20	~0,2 kg.	18,38 TL.	367,60 TL.
SP-KY/95-25	<b>95</b>	25	19,3	15,6	14,6	20	~0,2 kg.	28,35 TL.	567,00 TL.
SP-KY/120-32	<b>120</b>	32	20,2	17,7	16,7	15	~0,2 kg.	46,20 TL.	693,00 TL.
SP-KY/150-32	<b>150</b>	32	23,0	20,6	19,6	10	~0,2 kg.	64,05 TL.	640,50 TL.

### SK-KY ÖZELLİKLERİ

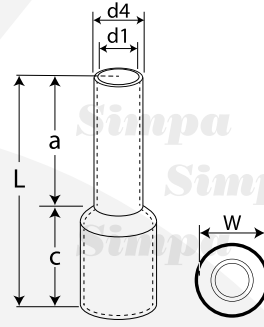
HAMMADDE / MATERIAL	BAKIR / COPPER
KAPLAMA / COATING	KALAY / TIN PLATED

YÜKSÜK KODLARIMIZDA, BİRİNCİ RAKAMLAR KESİTİ, İKİNCİ RAKAMLAR YÜKSÜK BOYLARINI GÖSTERMEKTEDİR.  
FOR THE INSULATED CONNECTORS, THE FIRST PART OF THE PRODUCT CODE INDICATES THE DIAMETER AND THE SECOND PART INDICATES LENGTH OF THE PRODUCT.



# SP-IKY

## İZOLELİ KABLO YÜKSÜKLERİ INSULATED CABLE END-SLEEVES



5846 sayılı yasa gereği fotoğrafların izinsiz yayınlanması ve kullanılması kesinlikle yasaktır.

Ürün Kodu Order Code	Kablo Kesiti Cable Section (mm <sup>2</sup> )	Boyutlar Dimensions						Renk Color	Kutu Adedi Box Pcs.	Kutu Ağırlığı Box Weight	Birim Fiyatı Unit Price	Kutu Fiyatı Box Price
		c	a	L	W	d4	d1					
SP-IKY/0,50-8	0,5	6,0	8,0	14,0	2,6	1,3	1,0	Turuncu	1.000	~0,2 kg.	0,37 TL	370,00 TL
SP-IKY/0,75-8	0,75	6,0	8,0	14,0	2,8	1,5	1,2	Beyaz	1.000	~0,3 kg.	0,37 TL	370,00 TL
SP-IKY/1,0-8	1	6,0	8,0	14,0	3,0	1,7	1,4	Sarı	1.000	~0,1 kg.	0,37 TL	370,00 TL
SP-IKY/1,5-8	1,5	6,0	8,0	14,0	3,5	2,0	1,7	Kırmızı	700	~0,1 kg.	0,41 TL	287,00 TL
SP-IKY/1,5-10		6,0	10,0	16,0	3,5	2,0	1,7	Kırmızı	600	~0,2 kg.	0,70 TL	420,00 TL
SP-IKY/1,5-18		6,0	18,0	24,0	3,5	2,0	1,7	Kırmızı	400	~0,2 kg.	1,29 TL	516,00 TL
SP-IKY/2,5-8	2,5	7,0	8,0	15,0	4,0	2,6	2,3	Mavi	500	~0,3 kg.	0,51 TL	255,00 TL
SP-IKY/2,5-12		7,0	10,0	17,0	4,0	2,6	2,3	Mavi	400	~0,2 kg.	1,01 TL	404,00 TL
SP-IKY/2,5-18		7,0	18,0	25,0	4,0	2,6	2,3	Mavi	300	~0,2 kg.	1,39 TL	417,00 TL
SP-IKY/4-10	4	7,0	9,0	16,0	4,4	3,2	2,8	Gri	250	~0,1 kg.	0,92 TL	230,00 TL
SP-IKY/4-12		8,0	12,0	20,0	4,4	3,2	2,8	Gri	250	~0,2 kg.	1,47 TL	367,50 TL
SP-IKY/6-12	6	8,0	12,0	20,0	6,3	3,9	3,5	Siyah	200	~0,2 kg.	1,05 TL	210,00 TL
SP-IKY/10-12	10	9,0	12,0	21,0	7,6	4,9	4,5	Fildişi	100	~0,1 kg.	1,52 TL	152,00 TL
SP-IKY/16-12	16	10,0	12,0	22,0	8,8	6,2	5,8	Yeşil	50	~0,1 kg.	2,10 TL	105,00 TL
SP-IKY/16-18		10,0	18,0	28,0	8,8	6,2	5,8	Yeşil	50	~0,1 kg.	3,21 TL	160,50 TL
SP-IKY/25-16	25	13,0	16,0	29,0	11,2	7,9	7,5	Kahve	40	~0,1 kg.	3,47 TL	138,80 TL
SP-IKY/35-16	35	14,0	16,0	30,0	12,7	8,7	8,3	Bej	20	~0,1 kg.	4,47 TL	89,40 TL
SP-IKY/50-20	50	16,0	20,0	36,0	15,3	10,9	10,3	Z.Yeşili	20	~0,1 kg.	7,77 TL	155,40 TL
SP-IKY/70-20	70	16,0	20,0	36,0	16,0	14,3	13,5	Sarı	15	~0,1 kg.	21,32 TL	319,80 TL
SP-IKY/95-25	95	18,5	24,5	43,0	18,0	15,6	14,6	Kırmızı	8	~0,1 kg.	45,68 TL	365,44 TL
SP-IKY/120-27	120	20,0	27,0	47,0	20,0	17,7	16,7	Mavi	5	~0,1 kg.	45,78 TL	228,90 TL

**YÜKSÜK KODLARIMIZDA, BİRİNCİ SAYILAR KESİTİ, İKİNCİ SAYILAR YÜKSÜK BOYLARINI GÖSTERMEKTEDİR.**

FOR THE INSULATED CABLE END-SLEEVES, THE FIRST PART OF THE PRODUCT CODE INDICATES THE DIAMETER AND THE SECOND PART INDICATES THE LENGTH OF THE PRODUCT.

**ALMAN RENK NORMUNA UYGUNDUR.**

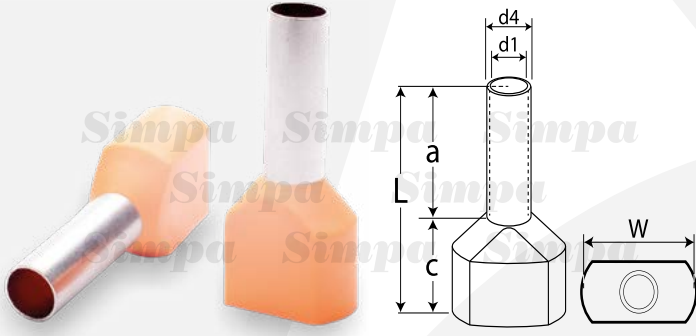
CONFORMED TO GERMAN COLOR STANDARD.

### SK-IKY ÖZELLİKLERİ

HAMMADDE / MATERIAL	BAKIR / COPPER
KAPLAMA / COATING	KALAY / TIN PLATED
İZOLASYON / INSULATION	POLİPROPİLEN / POLYPROPYLENE
NORM / CONFORMED TO	DIN 46228







# SP-IKY/2

## İZOLELİ ÇİFT GİRİŞLİ KABLO YÜKSÜKLERİ

### INSULATED TWIN CABLE END-SLEEVES

5846 sayılı yasa gereği fotoğrafların izinsiz yayınlanması ve kullanılması kesinlikle yasaktır.

Ürün Kodu Order Code	Kablo Kesiti Cable Section (mm <sup>2</sup> )	Boyutlar Dimensions						Renk Color	Kutu Adedi Box Pcs.	Kutu Ağırlığı Box Weight	Birim Fiyatı Unit Price	Kutu Fiyatı Box Price
		c	a	L	W	d4	d1					
SP-IKY/2x0,5-8	<b>2x0,5</b>	7,0	8,0	15,0	5,0	1,8	1,5	Beyaz	500	~0,1 kg.	0,72 TL	360,00 TL
SP-IKY/2x0,75-8	<b>2x0,75</b>	7,0	8,0	15,0	5,5	2,1	1,8	Mavi	500	~0,1 kg.	0,72 TL	360,00 TL
SP-IKY/2x1,0-8	<b>2x1</b>	7,0	8,0	15,0	5,5	2,3	2,0	Kırmızı	500	~0,1 kg.	0,76 TL	380,00 TL
SP-IKY/2x1,5-8	<b>2x1,5</b>	8,0	8,0	16,0	6,4	2,6	2,3	Siyah	250	~0,1 kg.	0,99 TL	247,50 TL
SP-IKY/2x1,5-12		8,0	12,0	20,0	6,4	2,6	2,3	Siyah	250	~0,1 kg.	1,37 TL	342,50 TL
SP-IKY/2x2,5-10	<b>2x2,5</b>	9,0	10,0	19,0	8,0	3,3	2,9	Gri	200	~0,1 kg.	1,26 TL	252,00 TL
SP-IKY/2x4-12	<b>2x4</b>	11,0	12,0	23,0	8,8	4,2	3,8	Turuncu	100	~0,1 kg.	1,73 TL	173,00 TL
SP-IKY/2x6-14	<b>2x6</b>	12,0	14,0	26,0	9,5	5,3	4,9	Yeşil	75	~0,1 kg.	2,76 TL	207,00 TL
SP-IKY/2x10-14	<b>2x10</b>	13,0	14,0	27,0	13,6	6,9	6,5	Kahve	50	~0,1 kg.	3,21 TL	160,50 TL
SP-IKY/2x16-14	<b>2x16</b>	17,0	14,0	31,0	19,0	8,7	8,3	Bej	25	~0,1 kg.	4,58 TL	114,50 TL

**YÜKSÜK KODLARIMIZDA, BİRİNCİ RAKAMLAR KESİTİ, İKİNCİ RAKAMLAR YÜKSÜK BOYLARINI GÖSTERMEKTEDİR.**

FOR THE INSULATED CABLE END-SLEEVES, THE FIRST PART OF THE PRODUCT CODE INDICATES THE DIAMETER AND THE SECOND PART INDICATES LENGTH OF THE PRODUCT.

**ALMAN RENK NORMUNA UYGUNDUR.**

CONFORMED TO GERMAN COLOR STANDARD.

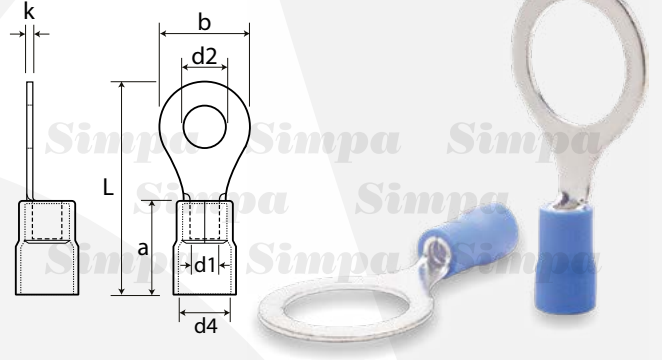
#### SP-IKY/2 ÖZELLİKLERİ

HAMMADDE / MATERIAL	BAKIR / COPPER
KAPLAMA / COATING	KALAY / TIN PLATED
İZOLASYON / INSULATION	POLİPROPİLEN / POLYPROPYLENE



# SP-YK

## İZOLELİ YUVARLAK TİP KABLO PABUÇLARI INSULATED RING TYPE TERMINALS



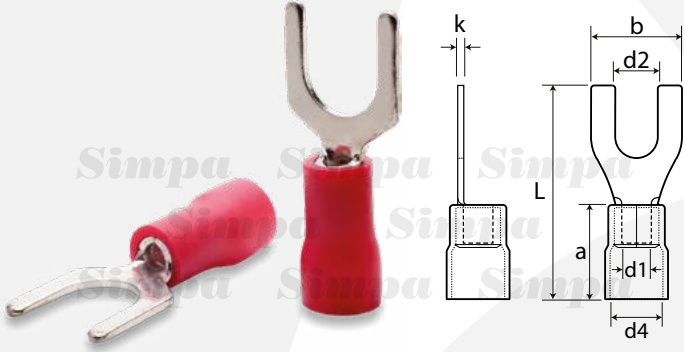
5846 sayılı yasa gereği fotoğrafların izinsiz yayınlanması ve kullanılması kesinlikle yasaktır.

Ürün Kodu Order Code	Kablo Kesiti Cable Section (mm <sup>2</sup> )	Civata Deligi Bolt	Boyutlar Dimensions							Renk Color	Kutu Adedi Box Pcs.	Kutu Ağırlığı Box Weight	Birim Fiyatı Unit Price	Kutu Fiyatı Box Price
			d1	d4	a	d2	b	L	k					
SP-YK/301	0,5-1,5	M3	1,6	4,3	10,0	3,2	5,7	17,6	0,7	Kırmızı	200	~0,2 kg.	1,56 TL	312,00 TL
SP-YK/401		M4	1,6	4,3	10,0	4,3	8,0	20,8	0,7	Kırmızı	200	~0,2 kg.	1,65 TL	330,00 TL
SP-YK/501		M5	1,6	4,3	10,0	5,3	9,8	23,0	0,7	Kırmızı	200	~0,2 kg.	2,02 TL	404,00 TL
SP-YK/601		M6	1,6	4,3	10,0	6,4	11,6	26,8	0,7	Kırmızı	200	~0,2 kg.	3,00 TL	600,00 TL
SP-YK/801		M8	2,3	4,3	10,0	8,4	11,6	26,8	0,7	Kırmızı	200	~0,2 kg.	4,20 TL	840,00 TL
SP-YK/302	1,5-2,5	M3	2,3	4,9	10,0	3,2	6,6	17,5	0,8	Mavi	200	~0,2 kg.	1,84 TL	368,00 TL
SP-YK/402		M4	2,3	4,9	10,0	4,3	8,5	22,0	0,8	Mavi	200	~0,2 kg.	2,02 TL	404,00 TL
SP-YK/402-S		M4	2,3	4,8	10,0	4,3	6,5	21,0	0,8	Mavi	200	~0,1 kg.	2,29 TL	458,00 TL
SP-YK/502		M5	2,3	4,9	10,0	5,3	9,5	22,0	0,8	Mavi	200	~0,2 kg.	2,29 TL	458,00 TL
SP-YK/502-S		M5	2,3	4,8	10,0	5,3	8,5	22,5	0,8	Mavi	200	~0,1 kg.	2,57 TL	514,00 TL
SP-YK/602		M6	2,3	4,9	10,0	6,4	12,0	27,0	0,8	Mavi	100	~0,2 kg.	2,65 TL	265,00 TL
SP-YK/802		M8	2,3	4,9	10,0	8,4	12,0	27,0	0,8	Mavi	100	~0,1 kg.	4,20 TL	420,00 TL
SP-YK/1002		M10	2,3	4,9	10,0	10,5	13,6	30,7	0,8	Mavi	100	~0,2 kg.	6,00 TL	600,00 TL
SP-YK/1202	M12	2,3	4,9	10,0	13,0	19,2	36,2	0,8	Mavi	100	~0,2 kg.	5,50 TL	550,00 TL	
SP-YK/406	4-6	M4	3,6	6,7	13,0	4,3	9,5	25,8	1,0	Sarı	100	~0,2 kg.	3,99 TL	399,00 TL
SP-YK/506		M5	3,6	6,7	13,0	5,3	9,5	25,8	1,0	Sarı	100	~0,2 kg.	4,05 TL	405,00 TL
SP-YK/606		M6	3,6	6,7	13,0	6,4	12,0	31,8	1,0	Sarı	100	~0,2 kg.	4,73 TL	473,00 TL
SP-YK/806		M8	3,6	6,7	13,0	8,4	15,0	34,0	1,0	Sarı	75	~0,2 kg.	6,09 TL	456,75 TL
SP-YK/1006		M10	3,6	6,7	13,0	10,5	15,0	34,0	1,0	Sarı	75	~0,2 kg.	8,20 TL	615,00 TL
SP-YK/1206		M12	3,6	6,7	13,0	13,0	19,2	38,4	1,0	Sarı	50	~0,2 kg.	7,30 TL	365,00 TL

### SP-SP-YK ÖZELLİKLERİ

HAMMADDE / MATERIAL	BAKIR / COPPER
KAPLAMA / COATING	KALAY / TIN PLATED
İZOLASYON / INSULATION	PVC





# SP-CK

## İZOLELİ ÇATAL TİP KABLO PABUÇLARI INSULATED FORK TYPE TERMINALS

5846 sayılı yasa gereği fotoğrafların izinsiz yayınlanması ve kullanılması kesinlikle yasaktır.

Ürün Kodu Order Code	Kablo Kesiti Cable Section (mm <sup>2</sup> )	Civata Deligi Bolt	Boyutlar Dimensions							Renk Color	Kutu Adedi Box Pcs.	Kutu Ağırlığı Box Weight	Birim Fiyatı Unit Price	Kutu Fiyatı Box Price
			d1	d4	a	d2	b	L	k					
SP-CK/301	0,5-1,5	M3	1,6	4,3	10,0	3,2	5,7	21,2	0,7	Kırmızı	200	~0,2 kg.	1,52 TL	304,00 TL
SP-CK/401		M4	1,6	4,3	10,0	4,3	8,1	21,2	0,7	Kırmızı	200	~0,2 kg.	1,62 TL	324,00 TL
SP-CK/501		M5	1,6	4,3	10,0	5,3	9,5	21,2	0,7	Kırmızı	200	~0,2 kg.	2,02 TL	404,00 TL
SP-CK/601		M6	1,6	4,3	10,0	6,4	12	27,2	0,7	Kırmızı	200	~0,2 kg.	2,29 TL	458,00 TL
SP-CK/302	1,5-2,5	M3	2,3	4,9	10,0	3,2	5,7	21,2	0,8	Mavi	200	~0,2 kg.	1,84 TL	368,00 TL
SP-CK/402		M4	2,3	4,9	10,0	4,3	8,1	21,2	0,8	Mavi	200	~0,2 kg.	1,84 TL	368,00 TL
SP-CK/402-S		M4	2,3	4,8	10,0	4,3	6,4	22,0	0,8	Mavi	200	~0,2 kg.	2,21 TL	442,00 TL
SP-CK/502		M5	2,3	4,9	10,0	5,3	9,5	21,2	0,8	Mavi	200	~0,2 kg.	2,25 TL	450,00 TL
SP-CK/602	M6	2,3	4,9	10,0	6,4	12,0	27,2	0,8	Mavi	100	~0,2 kg.	2,40 TL	240,00 TL	
SP-CK/406	4-6	M4	3,6	6,7	13,0	4,3	8,3	26,0	1,0	Sarı	100	~0,2 kg.	3,78 TL	378,00 TL
SP-CK/506		M5	3,6	6,7	13,0	5,3	9,0	26,0	1,0	Sarı	100	~0,2 kg.	3,78 TL	378,00 TL
SP-CK/606		M6	3,6	6,7	13,0	6,4	12,0	32,0	1,0	Sarı	100	~0,2 kg.	5,04 TL	504,00 TL
SP-CK/806		M8	3,6	6,7	13,0	8,4	14,0	37,0	1,0	Sarı	75	~0,2 kg.	5,88 TL	441,00 TL

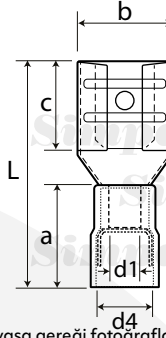
### SP-CK ÖZELLİKLERİ

HAMMADDE / MATERIAL	BAKIR / COPPER
KAPLAMA / COATING	KALAY / TIN PLATED
İZOLASYON / INSULATION	PVC



# SP-FD

## İZOLELİ DIŞI FASTON TİP KABLO UÇLARI INSULATED RECEPTACLES



5846 sayılı yasa gereği fotoğrafların izinsiz yayınlanması ve kullanılması kesinlikle yasaktır.

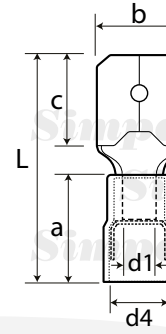
Ürün Kodu Order Code	Kablo Kesiti Cable Section (mm <sup>2</sup> )	Soket Geniřliđi Tab Size	Boyutlar Dimensions						Renk Color	Kutu Adedi Box Pcs.	Kutu Ađırlıđı Box Weight	Birim Fiyatı Unit Price	Kutu Fiyatı Box Price
			d1	d4	a	C	b	L					
SP-FD/1288-5	0,5-1,5	0,5x2,8	1,7	3,8	10,0	6,6	3,8	19,0	Kırmızı	200	~0,1 kg.	3,07 TL.	614,00 TL.
SP-FD/1288		0,8x2,8	1,7	3,8	10,0	6,6	3,8	19,0	Kırmızı	200	~0,1 kg.	3,07 TL.	614,00 TL.
SP-FD/1488-5		0,5x4,75	1,7	3,8	10,0	6,4	5,6	19,0	Kırmızı	200	~0,1 kg.	3,39 TL.	678,00 TL.
SP-FD/1488		0,8x4,75	1,7	3,8	10,0	6,4	5,6	19,0	Kırmızı	200	~0,1 kg.	3,39 TL.	678,00 TL.
SP-FD/1638	1,5-2,5	0,8x6,35	1,7	3,8	10,0	7,5	7,4	21,0	Kırmızı	100	~0,1 kg.	3,85 TL.	385,00 TL.
SP-FD/2288		0,8x2,8	2,3	4,3	10,0	6,5	3,8	19,0	Mavi	200	~0,1 kg.	3,39 TL.	678,00 TL.
SP-FD/2488		0,8x4,75	2,3	4,3	10,0	6,4	5,6	19,0	Mavi	200	~0,1 kg.	3,39 TL.	678,00 TL.
SP-FD/2638		0,8x6,35	2,3	4,3	10,0	7,5	7,4	21,0	Mavi	100	~0,1 kg.	3,68 TL.	368,00 TL.
SP-FD/2778	4-6	0,8x8	2,3	4,3	10,0	10	9,0	23,0	Mavi	100	~0,1 kg.	4,52 TL.	452,00 TL.
SP-FD/5638		0,8x6,35	3,4	5,7	13,0	7,5	7,4	25,0	Sarı	100	~0,1 kg.	6,14 TL.	614,00 TL.
SP-FD/5956		1,2x9,4	3,4	5,7	13,0	12	10,9	29,6	Sarı	50	~0,1 kg.	9,16 TL.	458,00 TL.

### SP-FD ÖZELLİKLERİ

HAMMADDE / MATERIAL	PİRİNÇ / BRASS
KAPLAMA / COATING	KALAY / TIN PLATED
İZOLASYON / INSULATION	PVC

# SP-FE

## İZOLELİ ERKEK FASTON TİP KABLO UÇLARI INSULATED TABS



5846 sayılı yasa gereği fotoğrafların izinsiz yayınlanması ve kullanılması kesinlikle yasaktır.

Ürün Kodu Order Code	Kablo Kesiti Cable Section (mm <sup>2</sup> )	Soket Geniřliđi Tab Size	Boyutlar Dimensions						Renk Color	Kutu Adedi Box Pcs.	Kutu Ađırlıđı Box Weight	Birim Fiyatı Unit Price	Kutu Fiyatı Box Price
			d1	d4	a	c	b	L					
SP-FE/1288	0,5-1,5	0,8x2,8	1,7	4,3	10,0	6,5	2,8	17,7	Kırmızı	250	~0,1 kg.	2,76 TL.	690,00 TL.
SP-FE/1488		0,8x4,75	1,7	4,3	10,0	6,7	4,75	20,0	Kırmızı	250	~0,2 kg.	3,36 TL.	840,00 TL.
SP-FE/1638		0,8x6,35	1,7	4,3	10,0	7,7	6,35	21,0	Kırmızı	150	~0,1 kg.	3,99 TL.	598,50 TL.
SP-FE/2488	1,5-2,5	0,8x4,75	2,3	4,3	10,0	6,7	4,75	20,0	Mavi	250	~0,2 kg.	3,99 TL.	997,50 TL.
SP-FE/2638		0,8x6,35	2,3	4,3	10,0	7,7	6,35	21,0	Mavi	150	~0,1 kg.	4,12 TL.	618,00 TL.
SP-FE/5638	4-6	0,8x6,35	3,4	5,7	13,0	7,7	6,35	25,0	Sarı	100	~0,1 kg.	6,14 TL.	614,00 TL.

### SP-FE ÖZELLİKLERİ

HAMMADDE / MATERIAL	PİRİNÇ / BRASS
KAPLAMA / COATING	KALAY / TIN PLATED
İZOLASYON / INSULATION	PVC





# SP-IFD

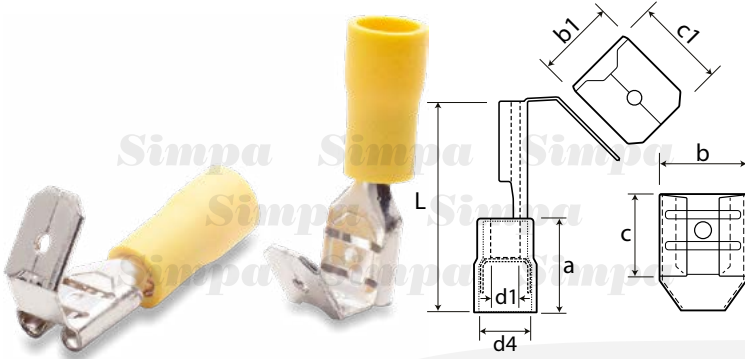
TAM İZOLELİ DİŞİ FASTON TİP  
KABLO UÇLARI  
INSULATED RECEPTACLES

5846 sayılı yasa gereği fotoğrafların izinsiz yayınlanması ve kullanılması kesinlikle yasaktır.

Ürün Kodu Order Code	Kablo Kesiti Cable Section (mm <sup>2</sup> )	Soket Genişliği Tab Size	Boyutlar Dimensions						Renk Color	Kutu Adedi Box Pcs.	Kutu Ağırlığı Box Weight	Birim Fiyatı Unit Price	Kutu Fiyatı Box Price
			d1	d4	a	C	b	L					
SP-IFD/1288-5	0,5-1,5	0,5X2,80	1,7	3,8	10,5	6,5	3,2	19,0	Kırmızı	100	~0,1 kg.	4,36 TL.	436,00 TL.
SP-IFD/1288		0,8X2,80	1,7	3,8	10,5	6,5	3,2	19,0	Kırmızı	100	~0,1 kg.	4,20 TL.	420,00 TL.
SP-IFD/1488-5		0,5X4,75	1,7	3,8	10,5	6,4	5,6	20,0	Kırmızı	100	~0,1 kg.	4,36 TL.	436,00 TL.
SP-IFD/1488		0,8X4,75	1,7	3,8	10,5	6,4	5,6	20,0	Kırmızı	100	~0,1 kg.	4,36 TL.	436,00 TL.
SP-IFD/1638	1,5-2,5	0,8X6,35	1,7	3,8	10,5	7,5	7,4	21,5	Kırmızı	100	~0,2 kg.	5,04 TL.	504,00 TL.
SP-IFD/2488		0,8X4,75	2,3	4,7	10,5	6,4	5,6	20,0	Mavi	100	~0,1 kg.	4,31 TL.	431,00 TL.
SP-IFD/2638		0,8X6,35	2,3	4,7	10,5	7,5	7,4	21,5	Mavi	100	~0,2 kg.	4,96 TL.	496,00 TL.
SP-IFD/5638		4-6	0,8X6,35	3,4	6,2	12,5	7,5	7,4	25,5	Sarı	75	~0,1 kg.	6,33 TL.

#### SP-IFD ÖZELLİKLERİ

HAMMADDE / MATERIAL	PİRİNÇ / BRASS
KAPLAMA / COATING	KALAY / TIN PLATED
İZOLASYON / INSULATION	PVC



# SP-FEG

İZOLELİ GERİ DÖNÜŞLÜ FASTON TİP  
KABLO UÇLARI  
INSULATED RECEPTACLES, MULTIPLE TYPE

5846 sayılı yasa gereği fotoğrafların izinsiz yayınlanması ve kullanılması kesinlikle yasaktır.

Ürün Kodu Order Code	Kablo Kesiti Cable Section (mm <sup>2</sup> )	Soket Genişliği Tab Size	Boyutlar Dimensions								Renk Color	Kutu Adedi Box Pcs.	Kutu Ağırlığı Box Weight	Birim Fiyatı Unit Price	Kutu Fiyatı Box Price
			d1	d4	a	c	c1	b	b1	L					
SP-FEG/1638	0,5-1,5	0,8X6,35	1,7	3,8	10,0	8,0	8,2	7,4	6,35	21,5	Kırmızı	100	~0,1 kg.	5,86 TL.	586,00 TL.
SP-FEG/2638	0,5-2,5	0,8X6,35	2,3	4,3	10,0	8,0	8,2	7,4	6,35	21,5	Mavi	100	~0,2 kg.	5,95 TL.	595,00 TL.
SP-FEG/5638	4-6	0,8X6,35	3,4	5,7	13,0	8,0	8,2	7,4	6,35	25,0	Sarı	100	~0,2 kg.	6,87 TL.	687,00 TL.

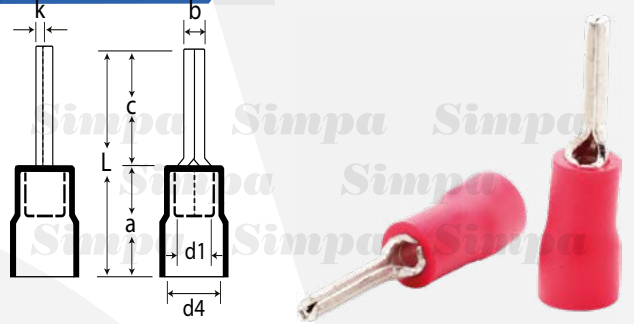
#### SP-FEG ÖZELLİKLERİ

HAMMADDE / MATERIAL	PİRİNÇ / BRASS
KAPLAMA / COATING	KALAY / TIN PLATED
İZOLASYON / INSULATION	PVC



# SP-IK

## İZOLELİ İĞNE TİP KABLO UÇLARI INSULATED PIN TYPE CONNECTORS



5846 sayılı yasa gereği fotoğrafların izinsiz yayınlanması ve kullanılması kesinlikle yasaktır.

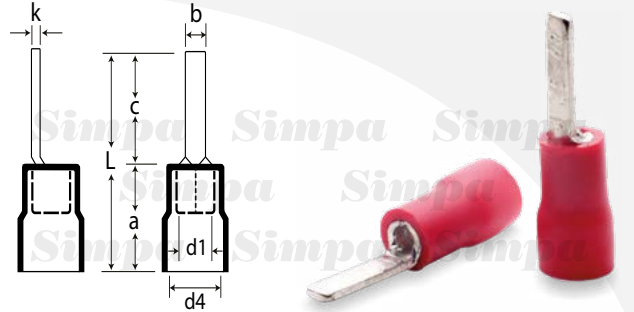
Ürün Kodu Order Code	Kablo Kesiti Cable Section (mm <sup>2</sup> )	Boyutlar Dimensions							Renk Color	Kutu Adedi Box Pcs.	Kutu Ağırlığı Box Weight	Birim Fiyatı Unit Price	Kutu Fiyatı Box Price
		d1	d4	a	c	b	L	k					
SP-IK/0,5-1,5	0,5-1,5	1,7	4,3	10,0	10,0	1,9	20,0	0,75	Kırmızı	200	~0,2 kg.	1,73 TL.	346,00 TL.
SP-IK/1,5-2,5	1,5-2,5	2,3	4,9	10,0	12,0	1,9	22,0	0,8	Mavi	200	~0,2 kg.	2,10 TL.	420,00 TL.
SP-IK/4-6	4-6	3,4	6,7	13,0	12,5	2,8	25,5	1,0	Sarı	100	~0,2 kg.	4,99 TL.	499,00 TL.

### SP-IK ÖZELLİKLERİ

HAMMADDE / MATERIAL	BAKIR / COPPER
KAPLAMA / COATING	KALAY / TIN PLATED
İZOLASYON / INSULATION	PVC

# SP-IBU

## İZOLELİ BIÇAK TİP KABLO UÇLARI INSULATED BLADE TYPE TERMINALS



5846 sayılı yasa gereği fotoğrafların izinsiz yayınlanması ve kullanılması kesinlikle yasaktır.

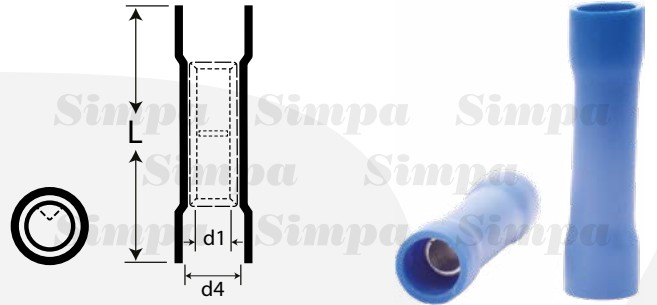
Ürün Kodu Order Code	Kablo Kesiti Cable Section (mm <sup>2</sup> )	Boyutlar Dimensions							Renk Color	Kutu Adedi Box Pcs.	Kutu Ağırlığı Box Weight	Birim Fiyatı Unit Price	Kutu Fiyatı Box Price
		d1	d4	a	c	b	L	k					
SP-IBU/101-14	0,5-1,5	1,7	3,8	10,0	14,0	3	24,0	0,75	Kırmızı	200	~0,2 kg.	4,12 TL.	824,00 TL.
SP-IBU/102-18	1,5-2,5	2,3	4,9	10,0	18,0	2,2	28,0	0,75	Mavi	200	~0,2 kg.	5,04 TL.	1.008,00 TL.

### SP-IBU ÖZELLİKLERİ

HAMMADDE / MATERIAL	PİRİNÇ / BRASS
KAPLAMA / COATING	KALAY / TIN PLATED
İZOLASYON / INSULATION	PVC

# SP-IEM

## İZOLELİ EK MUFLAR INSULATED BUTT CONNECTORS



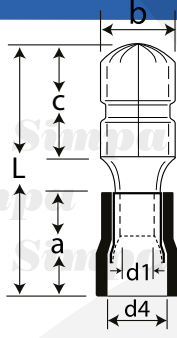
5846 sayılı yasa gereği fotoğrafların izinsiz yayınlanması ve kullanılması kesinlikle yasaktır.

Ürün Kodu Order Code	Kablo Kesiti Cable Section (mm <sup>2</sup> )	Boyutlar Dimensions			Renk Color	Kutu Adedi Box Pcs.	Kutu Ağırlığı Box Weight	Birim Fiyatı Unit Price	Kutu Fiyatı Box Price
		d1	d4	L					
SP-IEM/251	0,5-1,5	1,7	4,0	25,0	Kırmızı	150	~0,1 kg.	3,66 TL.	549,00 TL.
SP-IEM/252	1,5-2,5	2,3	4,9	16,0	Mavi	150	~0,3 kg.	3,99 TL.	598,50 TL.
SP-IEM/256	4-6	3,6	6,7	20,5	Sarı	100	~0,2 kg.	7,04 TL.	704,00 TL.

### SP-IEM ÖZELLİKLERİ

HAMMADDE / MATERIAL	BAKIR / COPPER
KAPLAMA / COATING	KALAY / TIN PLATED
İZOLASYON / INSULATION	PVC





# SP-ET

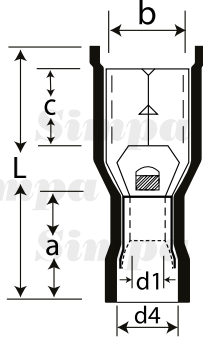
## İZOLELİ ERKEK KABLO TERMİNALLERİ INSULATED MALE BULLET CONNECTORS

5846 sayılı yasa gereği fotoğrafların izinsiz yayınlanması ve kullanılması kesinlikle yasaktır.

Ürün Kodu Order Code	Kablo Kesiti Cable Section (mm <sup>2</sup> )	Boyutlar Dimensions						Renk Color	Kutu Adedi Box Pcs.	Kutu Ağırlığı Box Weight	Birim Fiyatı Unit Price	Kutu Fiyatı Box Price	
		d1	d4	a	c	b	L						
SP-ET/1040	0,5-1,5	1,7	3,8	10,0	11,0	4,0	21,0		Kırmızı	200	~0,2 kg.	3,57 TL	714,00 TL
SP-ET/2040		2,3	4,7	10,0	11,0	4,0	21,0		Mavi	200	~0,2 kg.	3,94 TL	788,00 TL
SP-ET/2050	1,5-2,5	2,3	4,7	10,0	11,0	5,0	21,0		Mavi	200	~0,2 kg.	4,20 TL	840,00 TL
SP-ET/5050		4-6	3,4	6,2	13,0	12,0	5,0	25,0		Sarı	100	~0,1 kg.	5,78 TL

### SP-ET ÖZELLİKLERİ

HAMMADDE / MATERIAL	PIRİNÇ / BRASS
KAPLAMA / COATING	KALAY / TIN PLATED
İZOLASYON / INSULATION	PVC



# SP-DT

## İZOLELİ DIŞI KABLO TERMİNALLERİ INSULATED FEMALE BULLET CONNECTORS

5846 sayılı yasa gereği fotoğrafların izinsiz yayınlanması ve kullanılması kesinlikle yasaktır.

Ürün Kodu Order Code	Kablo Kesiti Cable Section (mm <sup>2</sup> )	Boyutlar Dimensions						Renk Color	Kutu Adedi Box Pcs.	Kutu Ağırlığı Box Weight	Birim Fiyatı Unit Price	Kutu Fiyatı Box Price	
		d1	d4	a	c	b	L						
SP-DT/1040	0,5-1,5	1,7	3,8	10,5	7,0	4,0	24,5		Kırmızı	100	~0,2 kg.	4,58 TL	458,00 TL
SP-DT/2040		2,3	4,7	10,5	7,0	4,0	24,5		Mavi	100	~0,2 kg.	4,83 TL	483,00 TL
SP-DT/2050	1,5-2,5	2,3	4,7	10,5	7,0	5,0	25,5		Mavi	100	~0,2 kg.	5,04 TL	504,00 TL
SP-DT/5050		4-6	3,4	6,2	10,5	7,0	5,0	29,5		Sarı	100	~0,2 kg.	7,23 TL

### SP-DT ÖZELLİKLERİ

HAMMADDE / MATERIAL	PIRİNÇ / BRASS
KAPLAMA / COATING	KALAY / TIN PLATED
İZOLASYON / INSULATION	PVC

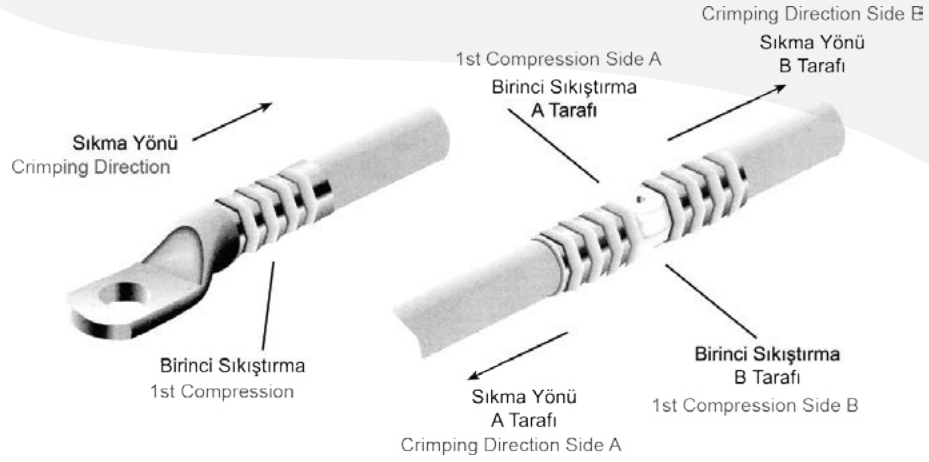
## TEKNİK BİLGİLER TECHNICAL DATA

### Kablo Pabucu ve Muflarının Sıkılması

1. Girme derinliğine göre iletkenin ucunu sıyırın (sıkılmamış ucun boy derinliğinden dolayı +%10)
2. İletken uçları montajdan önce bir bez veya fırça ile temizlenmelidir.
3. İletkeni sonuna kadar kablo pabucuna veya konnektöre sokun.
4. Sıkma yönünü izlerken uygun takımı kullanarak kablo pabucunu veya soketi sıkın.
5. Kablo pabuçları veya konnektörler için sıkma yönü aşağıdaki şekilde gösterilmektedir.
6. Sıkma işlemi tamamlandıktan sonra, kablo pabuçlarından ve sıkıştırma bağlantılardan çıkan fazla malzemeleri ayırın.

### Assembly Instructions for Cable Lugs and Connectors

1. Strip conductor according to insertion depth (+10% because of length changing of crimped sleeve)
2. Conductor ends must be cleaned with a cloth or brush or before assembly.
3. Insert conductor fully into cable lug or connector.
4. Paying attention crimping direction, crimp the cable lug or connector using the appropriate tools. The crimping direction for cable lugs and connectors is indicated in the illustration below.
5. After crimping, wipe away excess compound forced out from aluminium cable lugs and connectors.



### Muhtelif Kablo Pabucu Sıkma Tiplerine Ait Önerilen Sıkma Miktarları

We Recommend the Following Number of Compression for Individual Cable Sections

KABLO KESİTİ (mm <sup>2</sup> ) Cable Section (mm <sup>2</sup> )	Standart SKP Kablo Pabuçları 5mm'lik Sıkma Çeneli Tubular Cable Lugs 5mm Crimping die	Geniş Sıkma Çeneleri Wide Crimping dies	DIN 46235'e uygun Kablo Pabuçları 5mm'lik Sıkma Çeneli DIN Cable Lugs 5mm Crimping die	Geniş Sıkma Çeneleri Wide Crimping dies	Alüminyum Kablo Pabuçları 7mm'lik Sıkma Çeneli Aluminium Cable Lugs 7mm Crimping die	Geniş Sıkma Çeneleri Wide Crimping dies
6	1		2			
10	1		2			
16	1	1	2	1	4	2
25	2	1	2	1	4	2
35	2	1	2	1	5	2
50	2	1	3	1	5	2
70	2	1	3	1	6	3
95	2	1	4	2	6	3
120	2	1	4	2	6	3
150	2	1	4	2	6	3
185	1	1	4	2	6	3
240	4	2	5	2	8	3
300	4	2	5	2	8	3
400	4	2		3		4
500				3		4
625				3		
800				3		
1000			4	2		



## NOTLAR

---

A series of horizontal dotted lines for writing notes, spanning the width of the page below the 'NOTLAR' header.

# *Simpa*<sup>®</sup>

## **ELEKTRİK MALZEMESİ SAN. ve TİC. A.Ş.**

DES Sanayi Sitesi 105 Sokak B11 Blok No:16

Yukarı Dudullu - İstanbul

Tel :+90 (216) 415 38 97

:+90 (216) 499 69 62

Fax :+90 (216) 420 68 82

[info@simpaelektrik.com.tr](mailto:info@simpaelektrik.com.tr)

[www.simpaelektrik.com.tr](http://www.simpaelektrik.com.tr)